



## EASY PIANO SONGS

---

## FOR KIDS

# TABLE OF CONTENT

## How to Use the Book

## Piano Key Labels

## Piano Notes Chart

## Songs:

Alphabet Song

Amazing Grace

Baa, Baa, Black Sheep

Brother John

Deck The Halls

Five Little Ducks

Go Tell It On The Mountain

Happy Birthday

Hot Cross Buns

Humpty Dumpty

Itsy Bitsy Spider

Jingle Bells

Joy To The World

London Bridge

Mary Had A Little Lamb

O Christmas Tree

Ode To Joy

Old MacDonald Had A Farm

Row, Row, Row Your Boat

Silent Night

Three Blind Mice

Twinkle, Twinkle, Little Star

We Wish You A Merry Christmas

Wheels On The Bus

Yankee Doodle

## Introduction

Thank you for purchasing one of our ebooks! Every purchase helps us keep our site running and create more valuable content for kids!

Our **approach** is to make music education as easy as possible for young children to follow, and as fun as possible to keep the little ones excited and motivated!

This ebook is designed for teachers and parents to guide children through learning their first easy songs on the piano. **Teachers** can use it as a songbook or the individual pages as worksheets during piano lessons. **Parents** can use it to help their children learn to play the piano, or they can use it to learn and play favorite nursery rhymes for their children!

In this ebook you will find several **popular nursery rhymes**. For each one you will find two worksheets: the sheet music and the lyrics with the letter notes.

So, depending on your teaching method and your students' level, you can choose which one is right for you!

The lyrics with the letter notes is easier for young beginners to read because they don't require a deep understanding of music theory.

## What you have received

You have received three different copies of the ebook to give you the most flexibility in using these teaching materials. Each copy serves a different purpose:

### **1. Version: Colored Notes and Illustrations**

This version is best if you want to have some very appealing worksheets. The colored notes help students identify the notes on the piano and the colored illustration makes the worksheet more entertaining.

### **2. Version: Colored Notes and Black and White Illustration**

This is also the best version if you want to help your students with colored notes to make them easier to find on the piano. However, in this version, the illustrations are in black and white so that kids can color them in.

### **3. Version: Black Notes and Black and White Illustration**

This version is best if you don't have the ability to print in color. But you can still use colored pencils to highlight the letter notes and note heads in different colors.

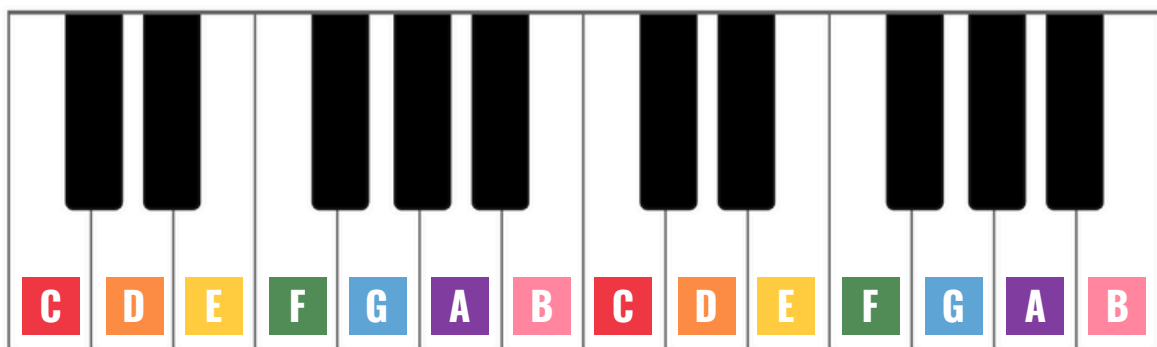


## The Concept of Colored Notes

Colored notes make it easier to quickly identify and differentiate notes for beginners. When using the colored notes worksheets, you may also want to use the piano key labels and the piano notes chart.

The **piano note chart** is a quick reference to find out which piano keys to play for each note. Students can place it over their piano keyboard or on the wall to use as they play.


You can also label the piano keys with the **colored piano letter labels**. You will need to cut them out and attach them to your piano keys. This helps beginners to identify the notes more quickly and makes it easier for young children to learn and play music.



# PIANO KEY LABELS

Cut out the color templates in the right size for your piano. Now stick the individual color labels onto the respective piano key using a piece of adhesive tape. Use the piano notes chart to know which label goes on which piano key!

## Standard Size Piano Key Labels:



# PIANO KEY LABELS

## Medium Size Piano Key Labels:




A 7x8 grid of colored squares. The columns are color-coded and labeled as follows:

- Column 1 (Red):** Labeled 'C'.
- Column 2 (Orange):** Labeled 'D'.
- Column 3 (Yellow):** Labeled 'E'.
- Column 4 (Green):** Labeled 'F'.
- Column 5 (Blue):** Labeled 'G'.
- Column 6 (Purple):** Labeled 'A'.
- Column 7 (Pink):** Labeled 'B'.

The grid contains 7 rows of identical labels: C, D, E, F, G, A, B.

### Small Size Piano Key Labels:

[illegible]



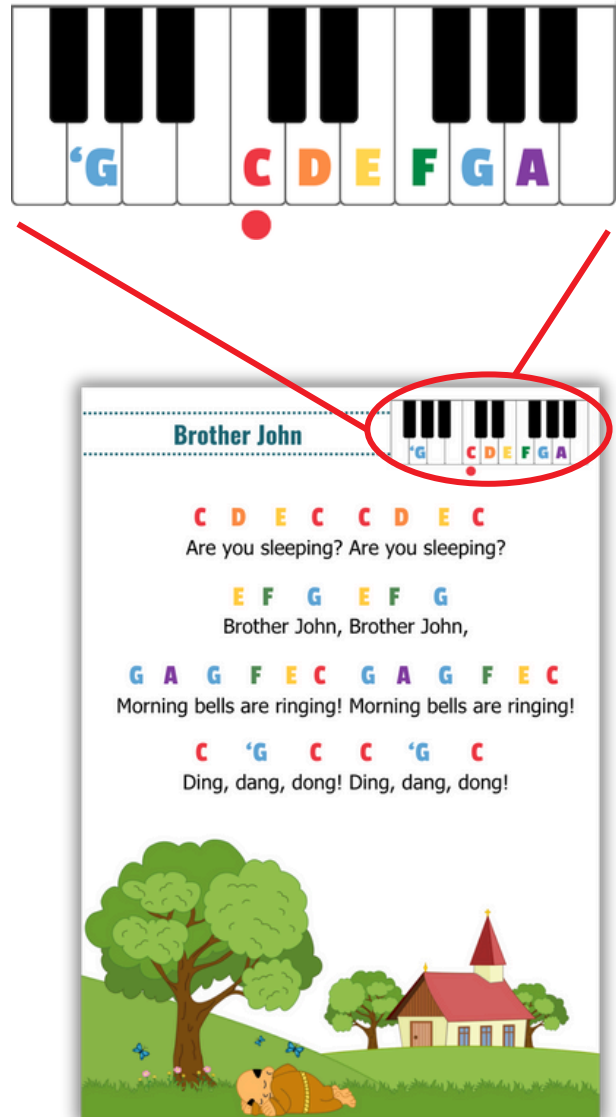
The diagram illustrates a piano keyboard with the following sequence of notes from left to right: F (green), G (blue), A (purple), B (pink), C (red), D (orange), E (yellow), F (green), G (blue), A (purple), B (pink), C (red), D (orange), E (yellow), F (green), G (blue). A dashed horizontal line is drawn across the keyboard, and a red dot is placed on the C note to the right of the center, labeled "Middle C".

## Piano Keyboard Reference

In the upper right corner of each song sheet you will find a part of the piano keyboard. All the notes you need for the songs are marked there. For better orientation, the middle C key is always marked with a **red dot**.

Some songs require different note pitches. It's easy to tell the difference in the sheet music, but it's not so easy with the letter notes version. To make a better distinction here, we will use an **inverted comma (')** either on the

left side of the note letter to tell you that it's a lower pitch of that note, or on the right side of the note letter to tell you that it's a higher pitch of that note. Let's take an example from the picture above, where we have two G notes. **'G** tells you to play the next lower G, which is on the left side of your keyboard.



# Alphabet Song



C C G G A A G

A B C D E F G

F F E E D D D D C

H I J K L M N O P

G G F E E D G F E E D

Q R S T U V W X Y and Z.

C C G G A A G





Now I know my A B Cs.

F F E E D D C

Next time won't you sing with me?



# Alphabet Song





# Amazing Grace



**D G B G B A G E D**

Amazing grace, how sweet the sound,

**D G B G B A D'**

that saved a wretch like me.

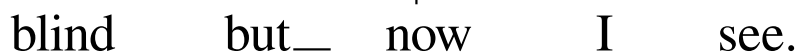
**BD'D' D'B G D E G E D**

I once was lost but now am found.

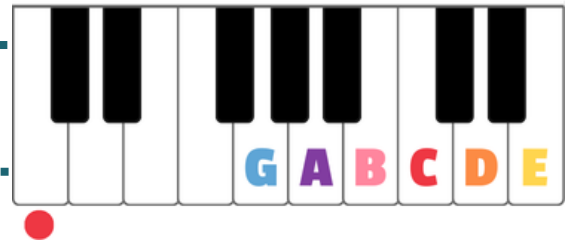
**D G G B G B A G**

Was blind but now I see.





# Baa, Baa, Black Sheep



**G G D D E E E E D**

Baa, baa, black sheep, have you any wool?

**C C B B A A G**

Yes, sir, yes, sir, three bags full.

**D D D C C B B B A**

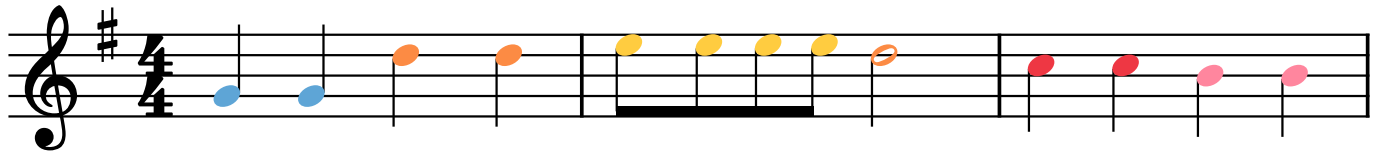
One for my master, one for my dame,

**G D D D C C C C B B B A**


and one for the little boy who lives down the lane.




# Baa, Baa, Black Sheep




Baa, baa, black sheep, have you an - y wool? Yes sir, yes sir



three bags full. One for the mas - ter, one for the dame,



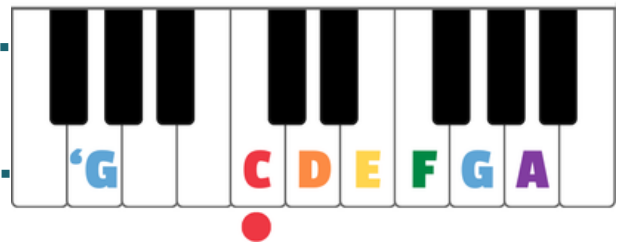
one for the lit-tle boy who lives down the lane. Baa, baa, black sheep,



have you an - y wool? Yes sir, yes sir, three bags full.



# Brother John



C D E C C D E C

Are you sleeping? Are you sleeping?

E F G E F G

Brother John, Brother John,

G A G F E C G A G F E C

Morning bells are ringing! Morning bells are ringing!




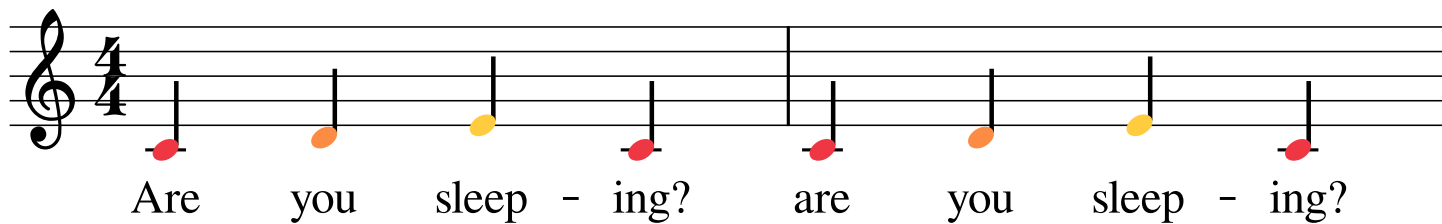
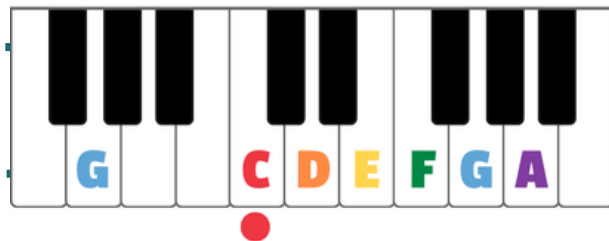
C 'G C C 'G C

Ding, dang, dong! Ding, dang, dong!





# Brother John



# Deck The Halls



G F E D C D E C D E F D E D C 'B C

Deck the hall with boughs of holly, Fa-la-la-la-la, la-la-la-la.

G F E D C D E C D E F D E D C 'B C

'Tis the season to be jolly, Fa-la-la-la-la, la-la-la-la.

D E F D E F G D E F# G A B C 'B A G

Don we now our gay apparel, Fa-la-la-la-la, la-la-la-la.

G F E D C D E C A A A A G F E D C

Troll the ancient Yuletide carol, Fa-la-la-la-la, la-la-la-la.

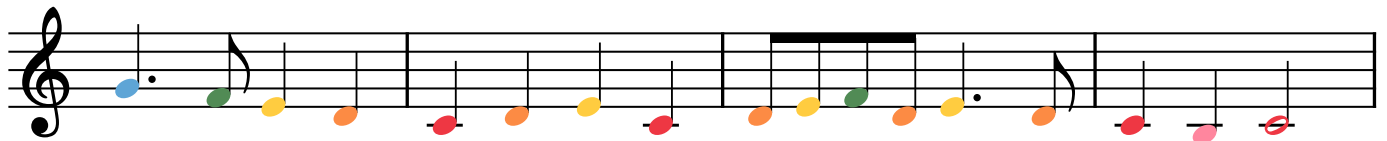




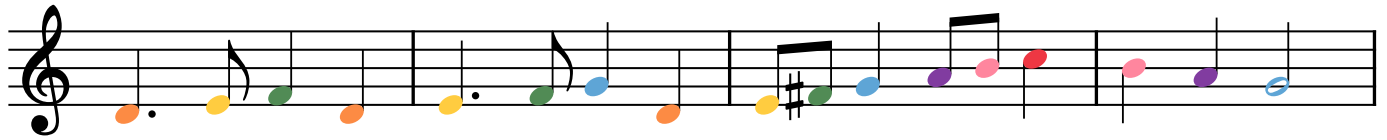
# Deck The Halls




Deck the halls with boughs of hol-ly, Fa-la-la-la-la, la - la - la - la.



'Tis the sea-son to be jol-ly, Fa-la-la-la-la, la - la - la - la.



Don we now our gay ap-par-el, Fa-la-la - la-la, la - la - la - la.



Troll the an-cient Yule-tide car-ol, Fa-la-la-la-la, la - la - la - la.



# Five Little Ducks



**A C C C A A G G**

Five little ducks went out one day,

**G C C C G G F F**

over the hills and far away.

**A A C C**


Mother duck said:

**A A G G**


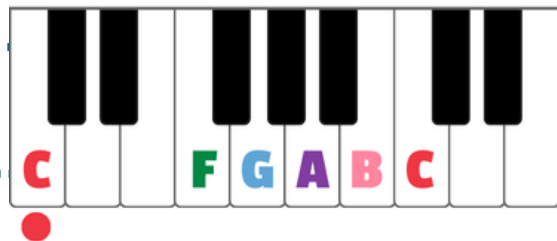
"Quack, quack, quack, quack."

**G C' C' C' B B A G F**


But only four little ducks came back.




# Five Little Ducks




Five lit - tle ducks went out one day,




o - ver the hills and far a - way.



Mo-ther duck said: "Quack, quack, quack, quack". But



on - ly four lit - tle ducks came back.



# Go Tell It On The Mountain



**B B A G E D G**

Go, tell it on the mountain,

**AA A B A BABA G**

over the hills and everywhere.

**B B A G E D G G A A B G A G**

Go, tell it on the mountain, that Jesus Christ is born.

**G B D' D' E' D' B**

While shepherds kept their watching

**C D E F E D**

over silent flocks by night,

**G B D' D' E' D' D**






behold throughout the heavens

**G A A G E D**

there shone a holy light.



# Go Tell It On The Mountain



# Happy Birthday



G G A G C B

Happy birthday to you!

G G A G D C

Happy birthday to you!

G G G' E C B A

Happy birthday, dear [name]

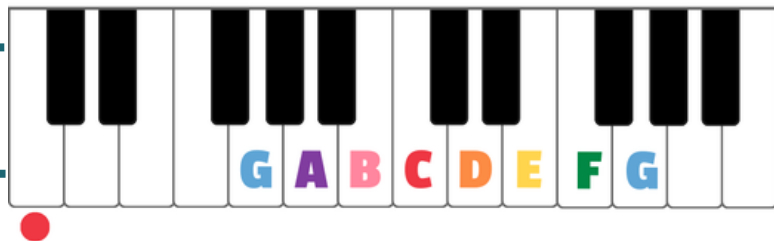
F F E C D C

Happy birthday to you!

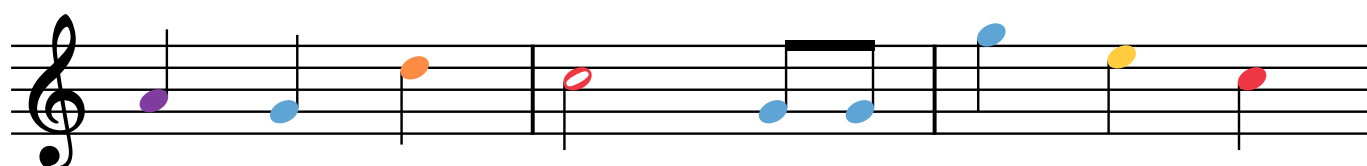




# Happy Birthday



Hap-py birth-day to you! Hap-py



birth-day to you! Hap-py birth-day, dear

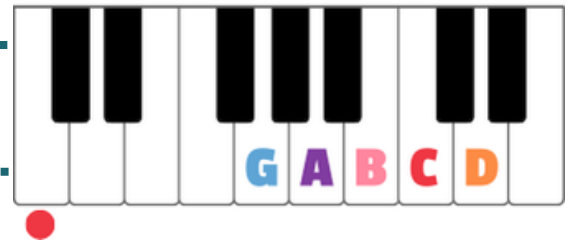


(Name)! Hap-py birth-day to you!





# Hot Cross Buns



**B A G B A G**

Hot cross buns! Hot cross buns!

**G G G G A A A A B A G**

One a penny, two a penny, hot cross buns!

**G A B C D D D C B A G**





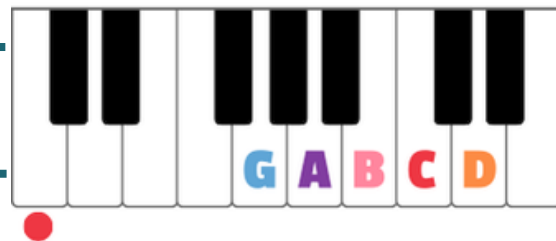
If you have no daughters, give them to your sons.

**G G G G A A A A B A G**

One a penny, two a penny, hot cross buns!



# Hot Cross Buns



# Humpty Dumpty



E G F A G A B C'

Humpty Dumpty sat on a wall,

E G F A G E C D

Humpty Dumpty had a great fall.

E E G F F G G A B C'

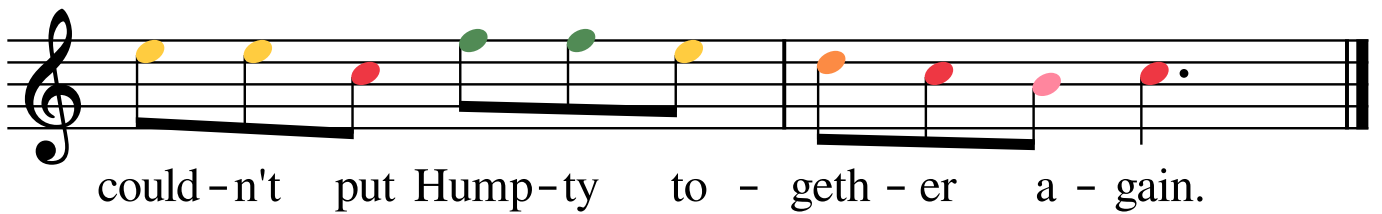



All the king's horses and all the king's men

E' E' C' F' F' E' D' C' B C'

couldn't put Humpty together again.



# Humpty Dumpty



# Itsy Bitsy Spider



C C C D E E E D C D E C

Itsy bitsy spider climbed up the waterspout.

E E F G G F E F G E

Down came the rain and washed the spider out.

C C D E E E D C D E C

Out came the sunshine and dried up all the rain.

'G 'G C C C D E E E D

And the itsy bitsy spider climbed up


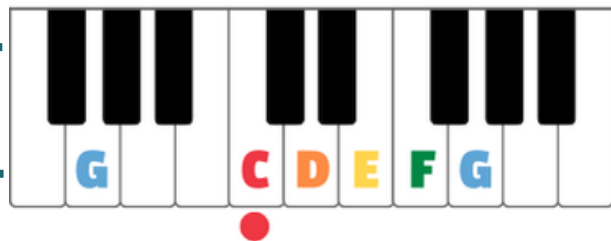
C D E C

the spout again.





# Itsy Bitsy Spider



It - sy bit - sy spi - der climbed up the wat - er spout.



Down came the rain and washed the spi - der out.



Out came the sun - shine and dried up all the rain. And the



it - sy bit - sy spi - der climbed up the spout a - gain.



# Jingle Bells 1/2



G E D C G G G E D C A

Dashing through the snow in a one horse open sleigh,

A F E D B G' G' F D E

o'er the fields we go, laughing all the way.

G E D C G G E D C A

Bells on bobtail ring, making spirits bright.

A A F E D G' G' G' G' A' G' F D C

What fun it is to ride and sing a sleighing song tonight.





# Jingle Bells 2/2



E E E E E E G' C D E

Jingle bells, jingle bells, jingle all the way!

F F F F F E E E E D D E D G' G'

Oh, what fun it is to ride in a one horse open sleigh!

E E E E E E E G' C D E

Jingle bells, jingle bells, jingle all the way!

F F F F F E E E E G' G' F D C

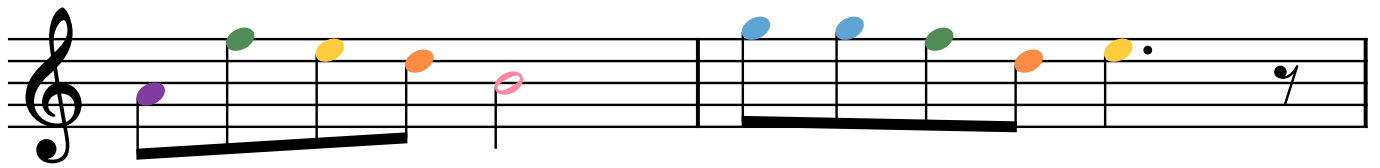
Oh, what fun it is to ride in a one horse open sleigh!



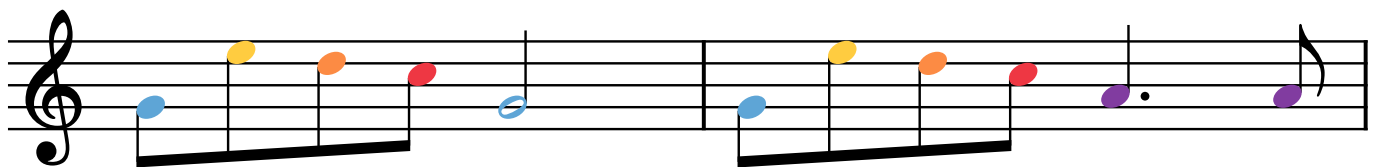
# Jingle Bells 1/2




Dash-ing through the snow in a one horse o-pen sleigh,



o'er the fields we go, laugh-ing all the way.



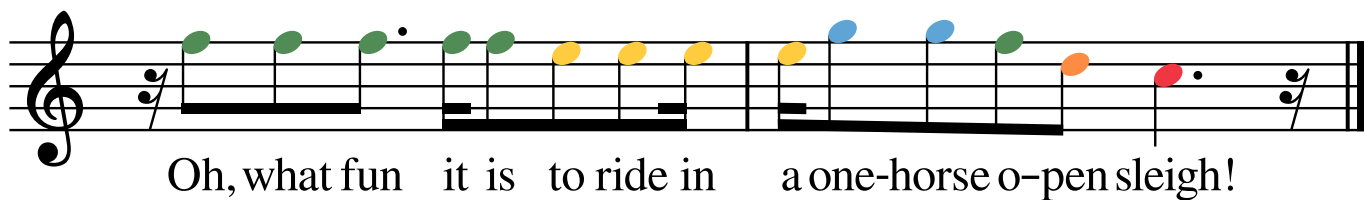

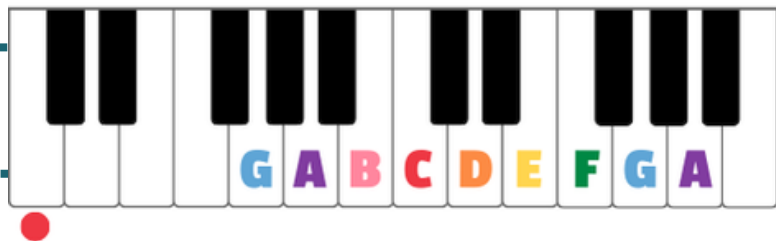
Bells on bob-tail ring, mak-ing spi-rits bright. What



fun it is to ride and sing a sleigh-ing song to-night!



# Jingle Bells 2/2



# Joy To The World



C' B A G F E D C

Joy to the world, the Lord is come!

G A A B B C'

Let earth receive her King!

C' C' B A G G F E C' C' B A G G F E

Let every heart prepare Him room,

E E E E F G F E D D D D E F

and heav'n and nature sing, and heav'n and nature sing,


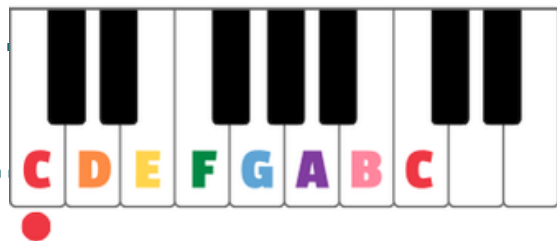
E D C C' A G F E F E D C

and heav'n, and heav'n and nature sing.






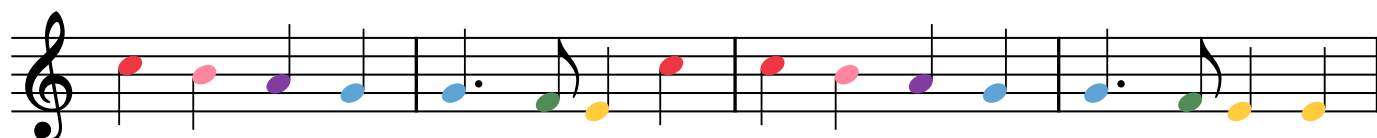
# Joy To The World



Joy to the world, the Lord is come! Let



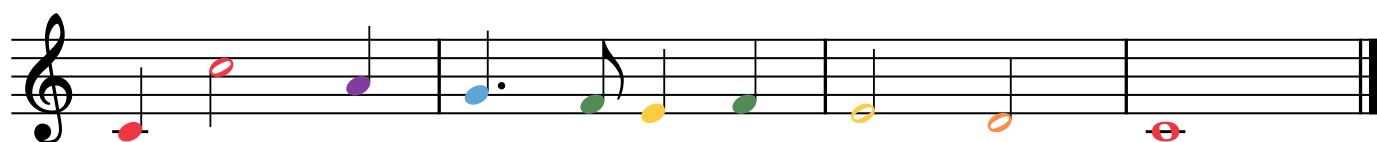
earth re - ceive her King! Let



ev - ery heart pre - pare Him room, and



heav'n and na - ture sing, and heav'n and na - ture sing, and



hea - v'n, and heav'n and na - ture sing.



# London Bridge Is Falling Down



G A G F E F G

London bridge is falling down,

D E F E F G

falling down, falling down.

G A G F E F G

London bridge is falling down,

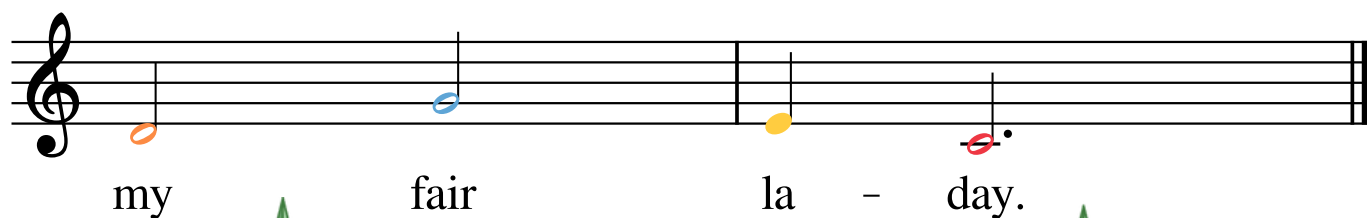

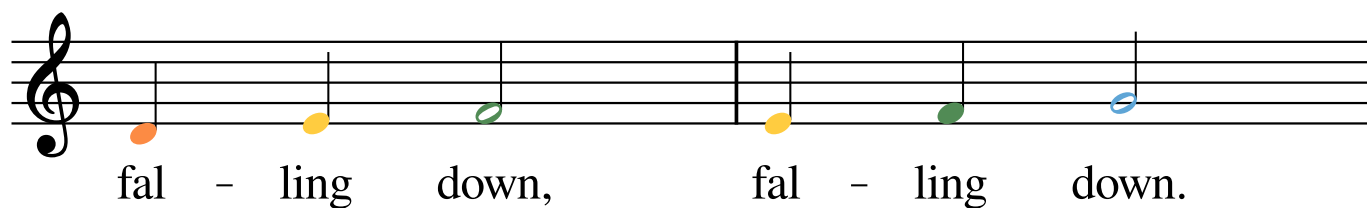

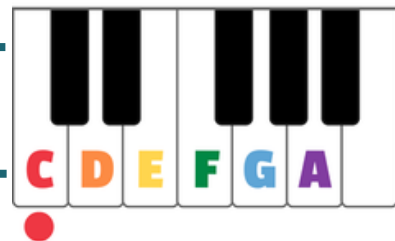
D G E C

my fair lady.

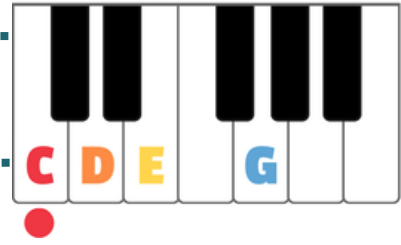




# London Bridge Is Falling Down



# Mary Had A Little Lamb



E D C D E E E D D D E G G

Mary had a little lamb, little lamb, little lamb.

E D C D E E E E D D E D C

Mary had a little lamb whose fleece was white as snow.

D E D C D E E E D D D E G G

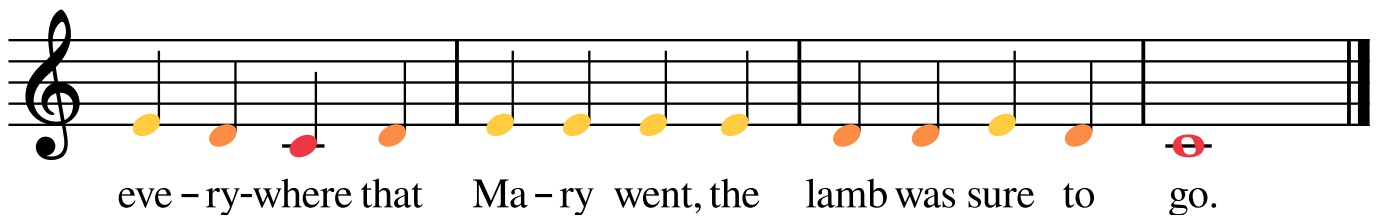
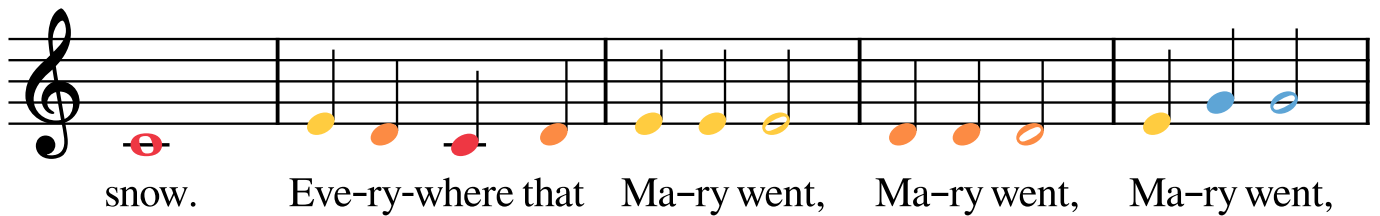


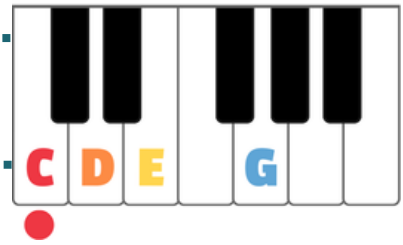
And everywhere that Mary went, Mary went, Mary went,

E D C D E E E E D D E D C

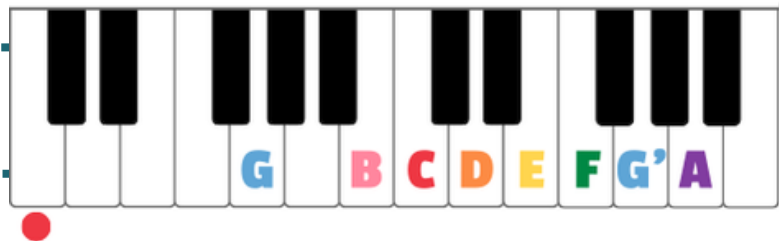
everywhere that Mary went the lamb was sure to go.



# Mary Had A Little Lamb



# O Christmas Tree



G C C C D E E E

O Christmas tree, O Christmas tree,

E D E F B D C

how lovely are your branches!

G' G' E A G' G' F F

Not only green in summer's heat,

F F D G' F F E E

but also winter's snow and sleet.

G C C C D E E E


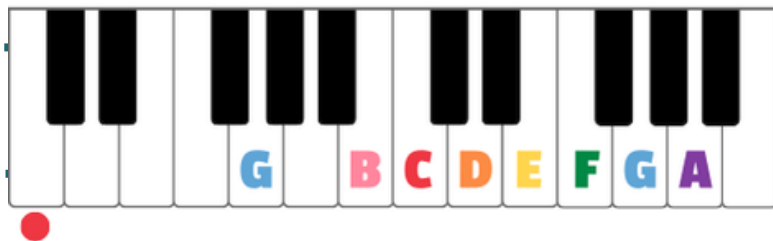
O Christmas tree, O Christmas tree,

E D E F B D C


how lovely are your branches!



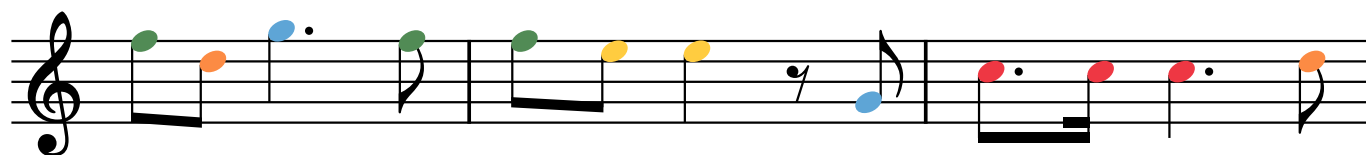
# O Christmas Tree



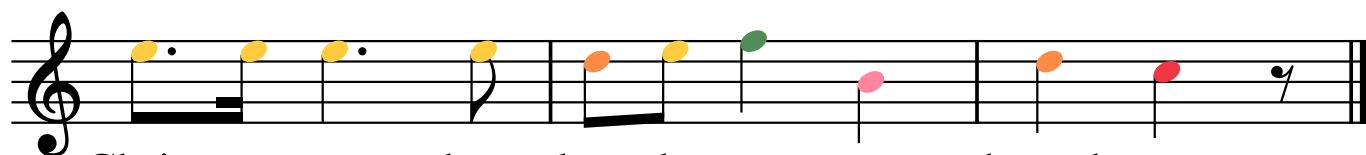
O Christ-mas tree, o Christ-mas tree how love-ly are your



branch-es. Not on-ly green in sum-mer's-heat, but



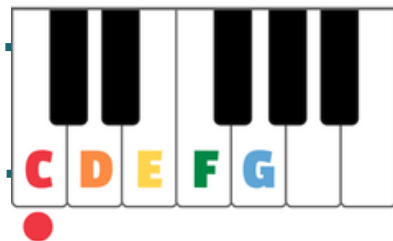
al-so win-ter's snow and sleet. O Christ-mas tree, o



Christ-mas tree how love-ly are your branch-es.



# Ode To Joy



E E F G G F E D C C D E E D D

E E F G G F E D C C D E D C C

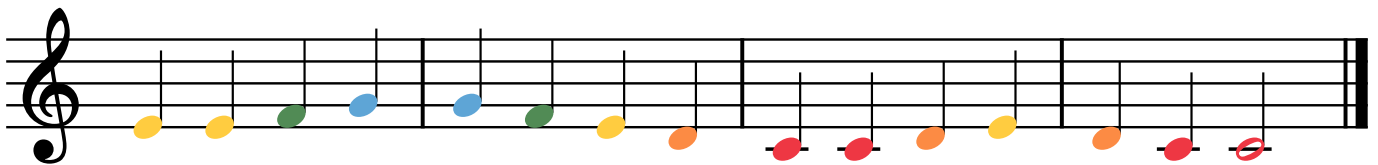
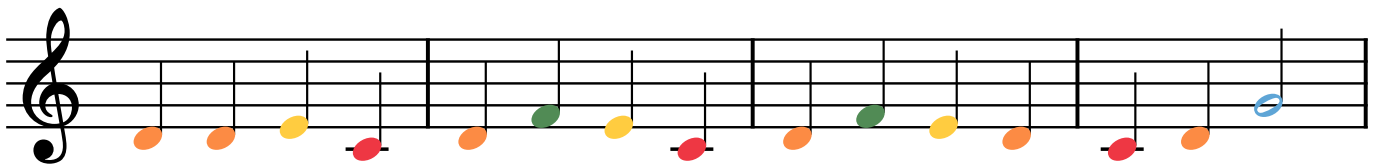
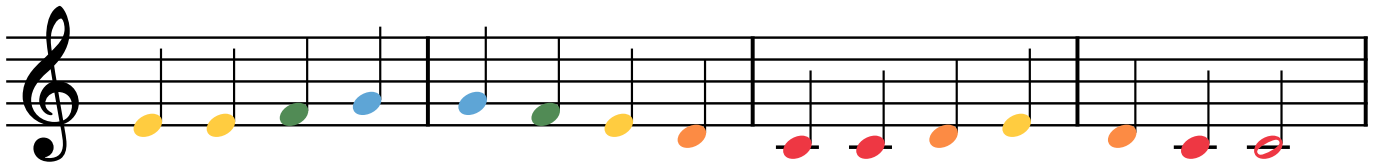
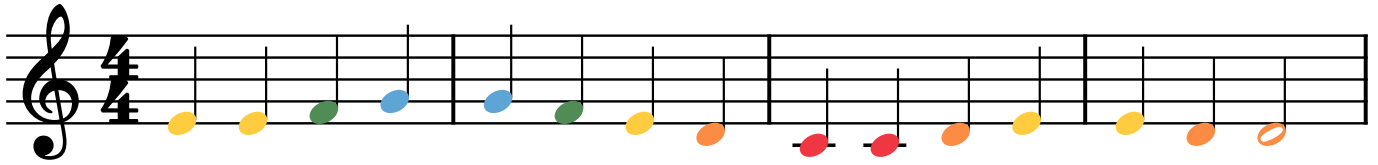
D D E C D F E C D F E D C D G

E E F G G F E D C C D E D C C





# Ode To Joy



# Old MacDonald Had A Farm



G G G D E E D B B A A G

Old MacDonald had a farm. E – I – E – I – O.

D G G G D E E D B B A A G

And on this farm he had some chicks. E – I – E – I – O.

D D G G G D D G G G

With a moo-moo here, and a moo-moo there,

G G G G G G G G G G






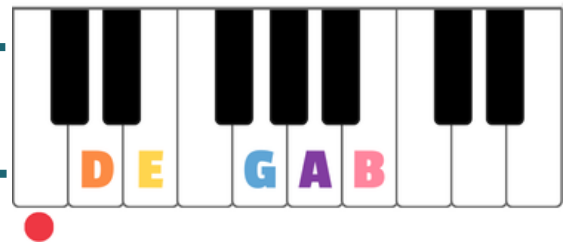
here a moo, there a moo, everywhere a moo-moo.

G G G D E E D B B A A G

Old MacDonald had a farm. E – I – E – I – O.



# Old MacDonald Had A Farm



# Row, Row, Row Your Boat



C C C D E

Row, row, row your boat

E D E F G

gently down the stream.

C' C' C' G G G E E E C C C

Merrily, merrily, merrily, merrily

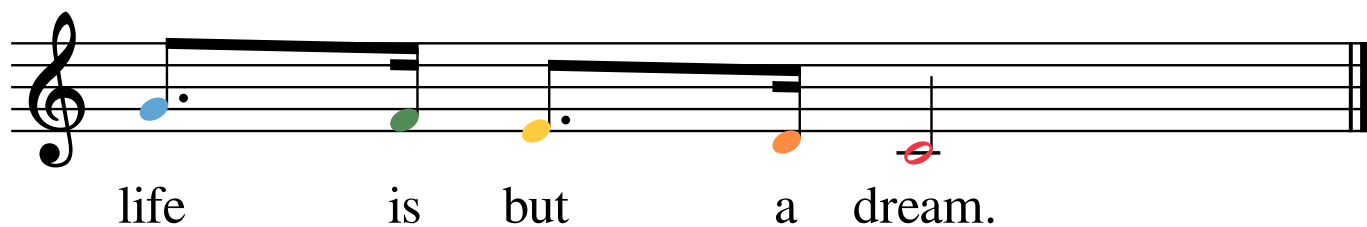

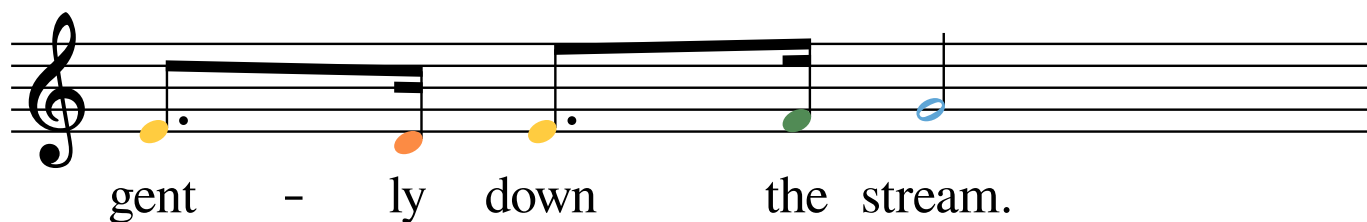
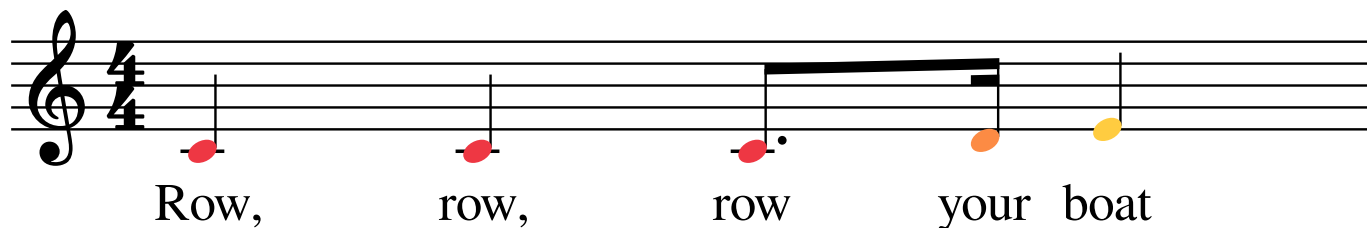
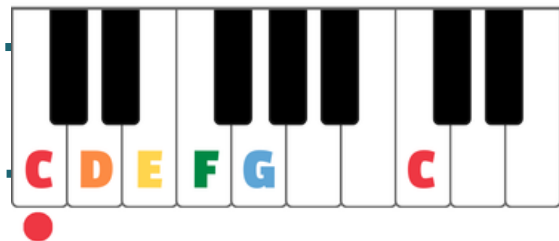
G F E D C

life is but a dream.





# Row, Row, Row Your Boat



# Silent Night



G A G E G A G E D' D' B C' C' G

Silent night, holy night! All is calm, all is bright

A A C' B A G A G E

round yon virgin, mother and child!

A A C' B A G A G E

Holy infant, so tender and mild,

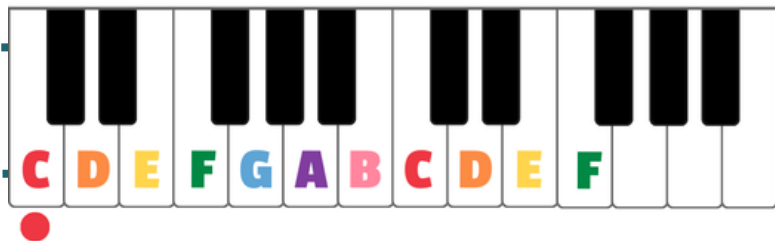
D' D' F' D' B C' E' C' G E G F D C

sleep in heavenly peace! Sleep in heavenly peace!






# Silent Night



Si - lent night, ho - ly night! All - is calm,



all is bright round yon vir - gin, moth-er and child!



Ho - ly in - fant, so ten - der and mild, sleep in heav - en - ly



peace! Sleep in heav - en - ly peace!



# Three Blind Mice



E D C E D C G F F E

Three blind mice, three blind mice. See how they run.

G F F E G C' C' B A B C' G G

See how they run. They all ran after the farmer's wife,

G C C C B A B C' G G

who cut off their tails with a carving knife.

G G C' C' B A B C' G G G


Did you ever see such a sight in your life,

F E D C


as three blind mice?



# Three Blind Mice



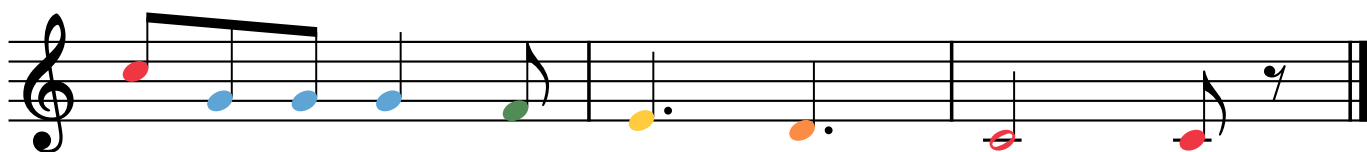
Three blind mice, three blind mice. See how they run.



See how they run. They all ran af-ter the far-mer's wife, who



cut off their tails with a car-ving knife. Did you e - ver see such a



sight in your life, as three blind mice?



# Twinkle, Twinkle, Little Star



C C G G A A G

Twinkle, twinkle, little star

F F E E D D C

how I wonder what you are

G G F F E E D

up above the world so high

G G F F E E D

like a diamond in the sky.

C C G G A A G


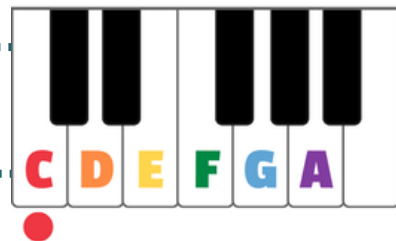
Twinkle, twinkle, little star

F F E E D D C


how I wonder what you are.



# Twinkle, Twinkle, Little Star



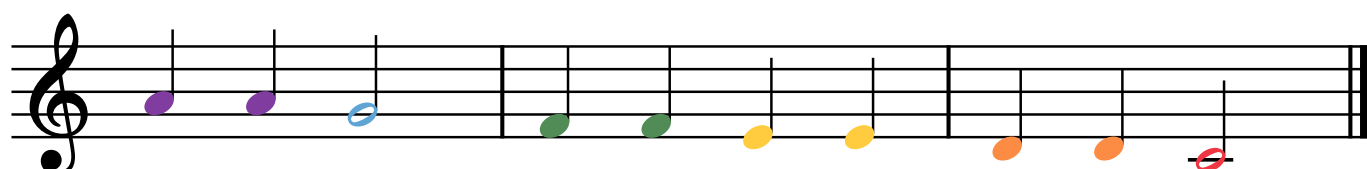
Twin-kle, twin-kle, lit - tle star, how I won-der



what you are, up a - bove the world so high



like a dia-mond in the sky. Twin-kle, twin-kle



lit - tle star, how I won-der what you are.





# We Wish You A Merry Christmas



G C C D C B A A

We wish you a merry Christmas,

A D D E D C B G

we wish you a merry Christmas,

G E E F E D C A G G A D B C

we wish you a merry Christmas, and a happy New Year!

G C C C B B C B A G

Good tidings we bring to you and your kin;

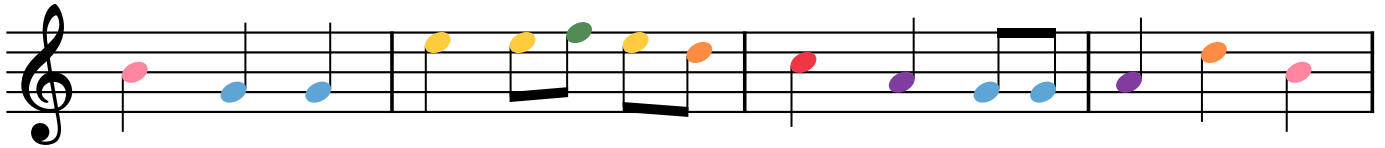
D E D D C C G' G G G A D B C

we wish you a merry Christmas, and a happy New Year!

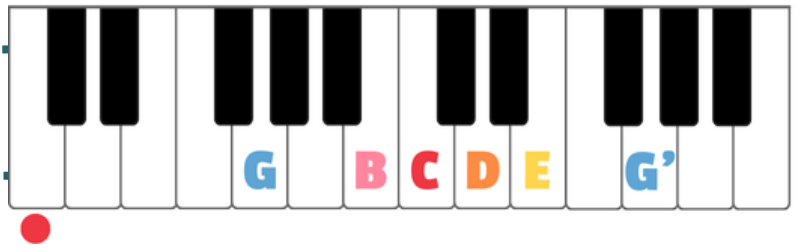




# We Wish You A Merry Christmas



# Wheels On The Bus



G C C C C E G' E C

The wheels on the bus go round and round,

D B G G' E C

round and round, round and round.

G C C C C E G' E C





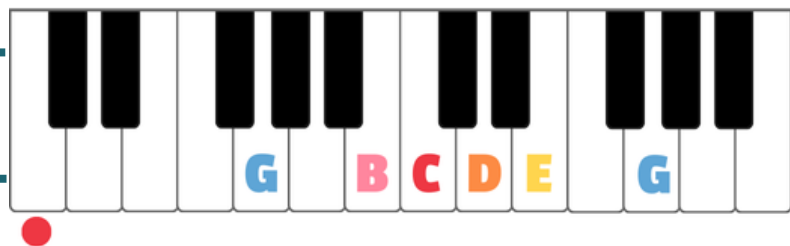
The wheels on the bus go round and round,

D G G C

all around the town.



# Wheels On The Bus



# Yankee Doodle



C C D E' C E' D G C C D E' C B

Yankee Doodle went to town a-riding on a pony,

C C D E' F' E' D C B G A B C C

stuck a feather in his cap and called it macaroni.

A B A G A B C G A A F E G

Yankee Doodle keep it up, Yankee Doodle dandy,

A B A G A B C

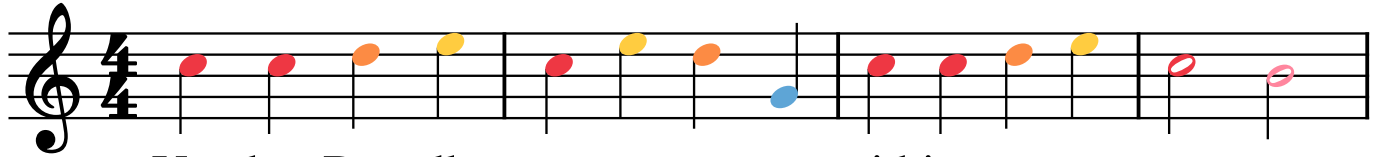
mind the music and the step,

A G C B D C C


and with the girls be handy.




# Yankee Doodle




Yan-kee Doo-dle went to town, a - rid-ing on a po - ny,



stuck a feath-er in his cap and called it mac-a - ron - i.



Yan-kee Doo-dle keep it up, Yan-kee Doo-dle dan - dy,



mind the mu-sic and the step, and with the girls be han - dy!

