


LETTER NOTES



EASY PIANO SONGS

FOR KIDS

TABLE OF CONTENT

How to Use the Book

Piano Key Labels

Piano Notes Chart

Songs:

Alphabet Song
Amazing Grace
Baa, Baa, Black Sheep
Brother John
Deck The Halls
Five Little Ducks
Go Tell It On The Mountain
Happy Birthday
Hot Cross Buns
Humpty Dumpty
Itsy Bitsy Spider
Jingle Bells
Joy To The World
London Bridge
Mary Had A Little Lamb
O Christmas Tree
Ode To Joy
Old MacDonald Had A Farm
Row, Row, Row Your Boat
Silent Night
Three Blind Mice
Twinkle, Twinkle, Little Star
We Wish You A Merry Christmas
Wheels On The Bus
Yankee Doodle

HOW TO USE THE BOOK

Introduction

Thank you for purchasing one of our ebooks! Every purchase helps us keep our site running and create more valuable content for kids!

Our **approach** is to make music education as easy as possible for young children to follow, and as fun as possible to keep the little ones excited and motivated!

This ebook is designed for teachers and parents to guide children through learning their first easy songs on the piano. **Teachers** can use it as a songbook or the individual pages as worksheets during piano lessons. **Parents** can use it to help their children learn to play the piano, or they can use it to learn and play favorite nursery rhymes for their children!

In this ebook you will find several **popular nursery rhymes**. For each one you will find two worksheets: the sheet music and the lyrics with the letter notes.

So, depending on your teaching method and your students' level, you can choose which one is right for you!

The lyrics with the letter notes is easier for young beginners to read because they don't require a deep understanding of music theory.

HOW TO USE THE BOOK

What you have received

You have received three different copies of the ebook to give you more flexibility how you want to use it. Each copy follows a different purpose:

1. Version: Colored Notes and Illustrations

This version is best if you want to have some very appealing worksheets. The colored notes help students identify the notes on the piano and the colored illustration makes the worksheet more entertaining.

2. Version: Colored Notes and Black and White Illustration

This is also the best version if you want to help your students with colored notes to make them easier to find on the piano. However, in this version, the illustrations are in black and white so that kids can color them in.

3. Version: Black Notes and Black and White Illustration

This version is best if you don't have the ability to print in color. But you can still use colored pencils to highlight the letter notes and note heads in different colors.

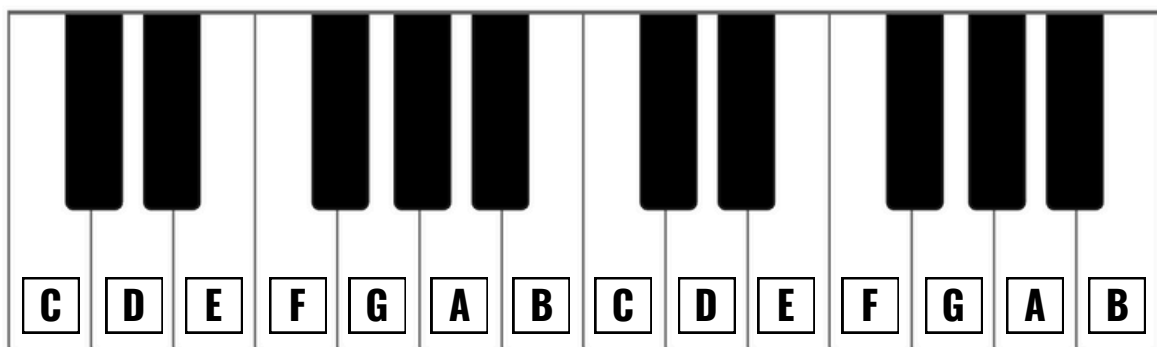
HOW TO USE THE BOOK

The Concept of Colored Notes

Colored notes make it easier to identify and differentiate notes quickly. It's a visual support that can help beginners associate specific colors. If you are using the worksheets with the colored notes, you may also want to use the piano labels or the piano notes charts.

The **piano notes chart** is a quick reference to find out which piano keys has to played for which note. Students can can put it over their piano keyboard or on the wall to use it while playing.

You can also label the piano keys with the **colored piano letter labels**. You need to cut them out and attach them to your piano keys. This helps beginners identify notes even quicker and making it easier to learn and play music for young children.



PIANO KEY LABELS

Cut out the color templates in the right size for your piano. Now stick the individual color labels onto the respective piano key using a piece of adhesive tape. Use the piano notes chart to know which label goes on which piano key!

Standard Size Piano Key Labels:

[illegible]

PIANO KEY LABELS

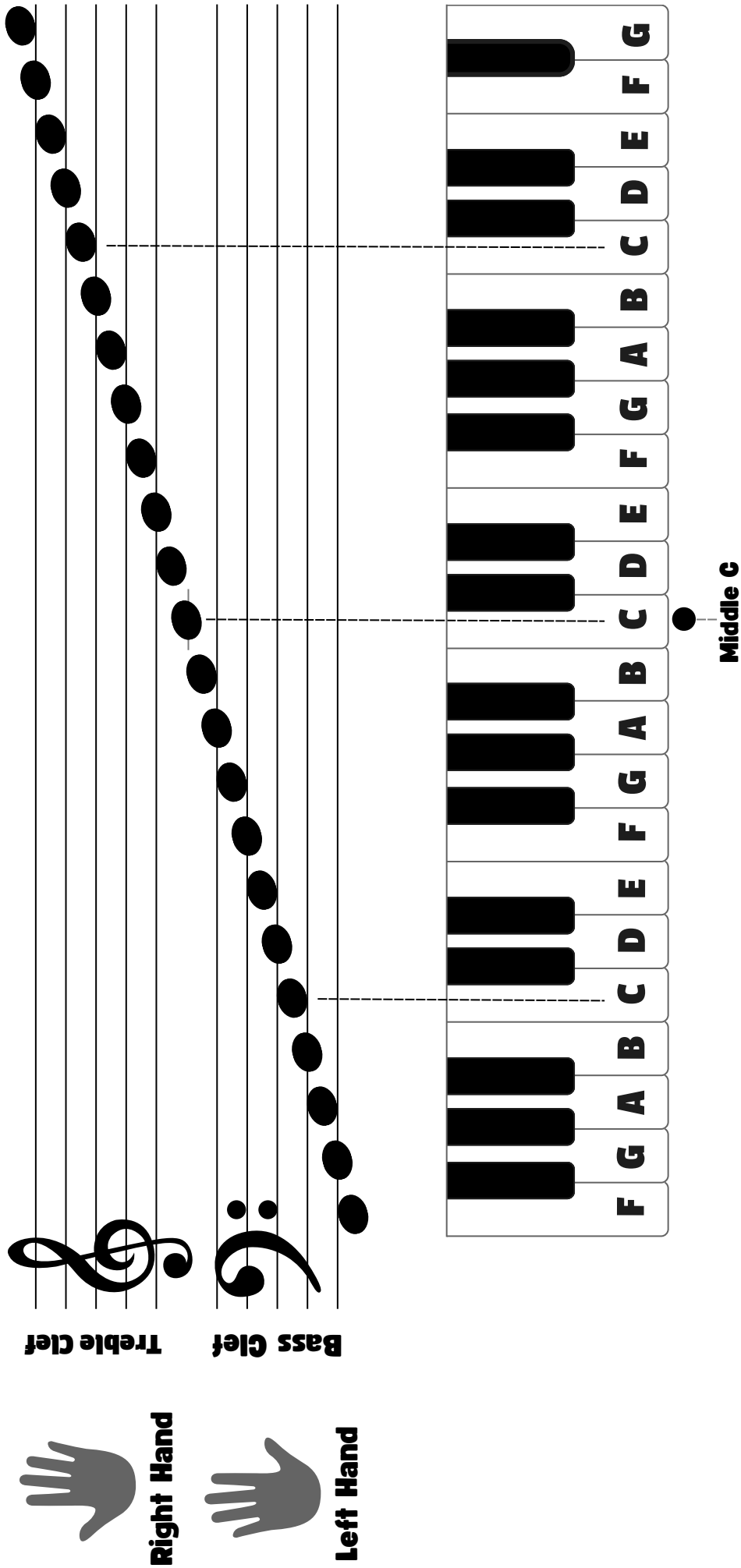
Medium Size Piano Key Labels:

[illegible]

Small Size Piano Key Labels:

[illegible]

PIANO NOTES CHART



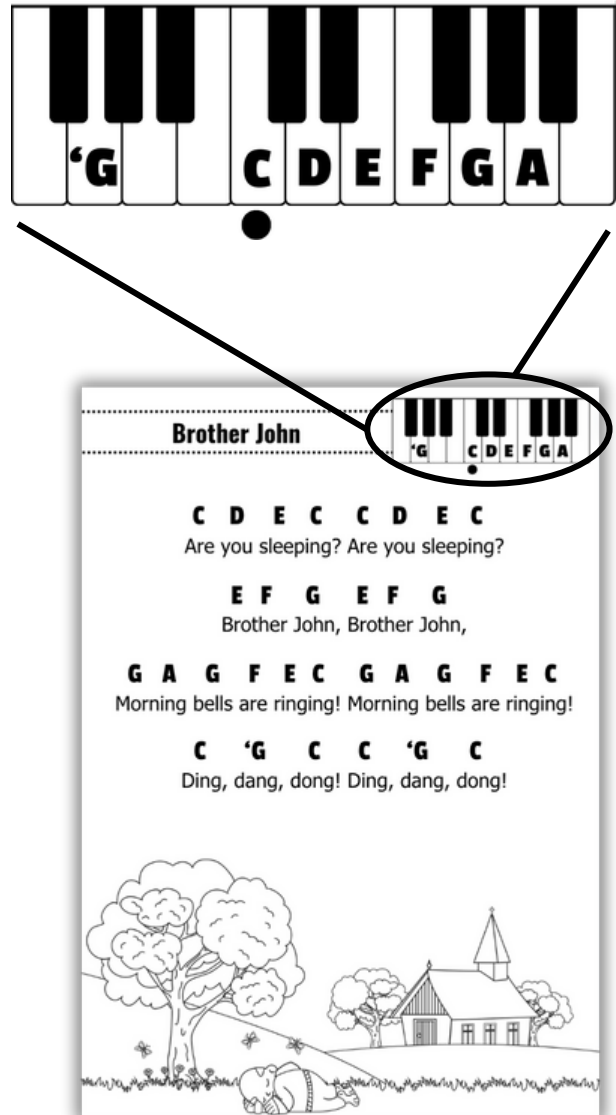
HOW TO USE THE BOOK

Piano Keyboard Reference

In the upper right corner of each song sheet you will find a part of the piano keyboard. All the notes you need for the songs are marked there. For better orientation, the middle C key is always marked with a **black dot**.

Some songs require different note pitches. It's easy to tell the difference in the sheet music, but it's not so easy with the letter notes version. To make a better distinction here, we will use an **inverted comma (')** either on the

left side of the note letter to tell you that it's a lower pitch of that note, or on the right side of the note letter to tell you that it's a higher pitch of that note. Let's take an example from the picture above, where we have two G notes. **'G** tells you to play the next lower G, which is on the left side of your keyboard.



Alphabet Song



C C G G A A G

A B C D E F G

F F E E D D D D C

H I J K L M N O P

G G F E E D G F E E D


Q R S T U V W X Y and Z.

C C G G A A G






Now I know my A B Cs.

F F E E D D C

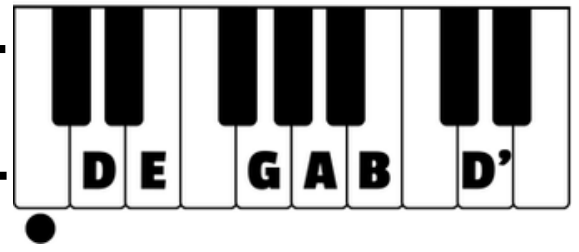
Next time won't you sing with me?



Alphabet Song



Amazing Grace



D G B G B A G E D

Amazing grace, how sweet the sound,

D G B G B A D'


that saved a wretch like me.

BD'D' D'B G D E G E D


I once was lost but now am found.

D G G B G B A G

Was blind but now I see.




Amazing Grace



A - ma - zing grace how sweet the sound, that




saved a___ wretch like me._____ I



once was lost but now am found. Was



blind but___ now I see.



Baa, Baa, Black Sheep



G G D D E E E E D

Baa, baa, black sheep, have you any wool?

C C B B A A G

Yes, sir, yes, sir, three bags full.

D D D C C B B B A


One for my master, one for my dame,

G D D D C C C C B B B A

and one for the little boy who lives down the lane.



Baa, Baa, Black Sheep




Baa, baa, black sheep, have you an-y wool? Yes sir, yes sir



three bags full. One for the mas-ter, one for the dame,



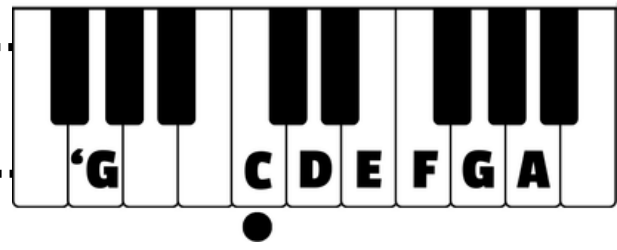
one for the lit-tle boy who lives down the lane. Baa, baa, black sheep,



have you an-y wool? Yes sir, yes sir, three bags full.



Brother John



C D E C C D E C

Are you sleeping? Are you sleeping?

E F G E F G

Brother John, Brother John,

G A G F E C G A G F E C





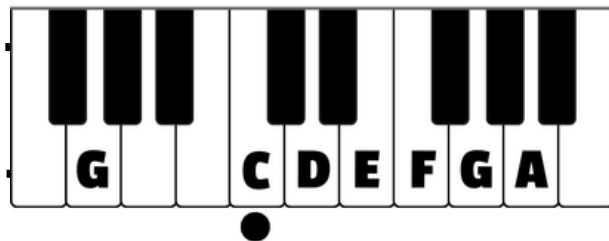
Morning bells are ringing! Morning bells are ringing!

C 'G C C 'G C

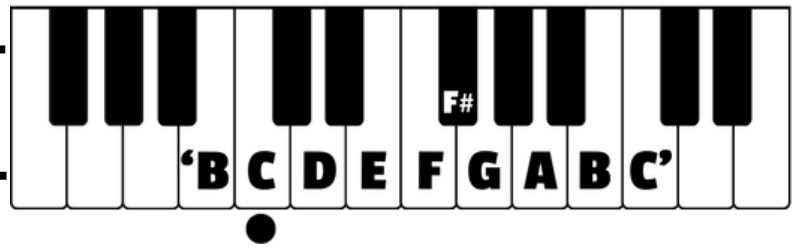
Ding, dang, dong! Ding, dang, dong!



Brother John



Deck The Halls



G F E D C D E C D E F D E D C' B C

Deck the hall with boughs of holly, Fa-la-la-la-la, la-la-la-la.

G F E D C D E C D E F D E D C' B C

'Tis the season to be jolly, Fa-la-la-la-la, la-la-la-la.

D E F D E F G D E F# G A B C' B A G


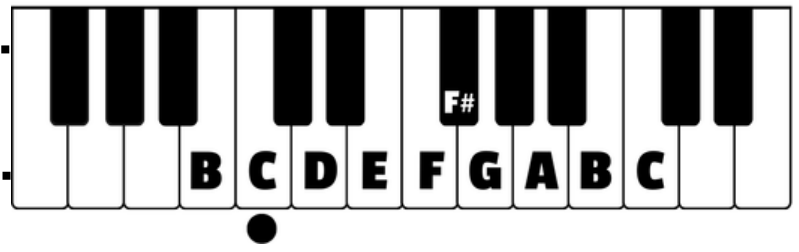
Don we now our gay apparel, Fa-la-la-la-la, la-la-la-la.

G F E D C D E C A A A A G F E D C


Troll the ancient Yuletide carol, Fa-la-la-la-la, la-la-la-la.




Deck The Halls



Deck the halls with boughs of hol-ly, Fa-la-la-la-la, la la - la - la.



'Tis the sea-son to be jol-ly, Fa-la-la-la-la, la - la - la - la.



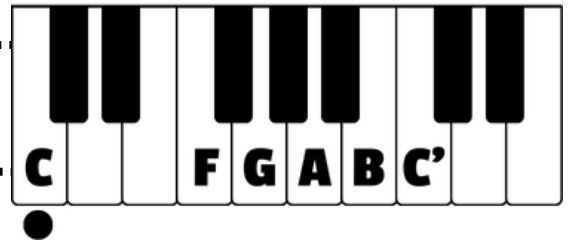
Don we now our gay ap-par-el, Fa-la-la - la-la, la - la - la - la.



Troll the an-cient Yule-tide car-ol, Fa-la-la-la-la, la - la - la - la.



Five Little Ducks



A C C C A A G G

Five little ducks went out one day,

G C C C G G F F

over the hills and far away.

A A C C


Mother duck said:

A A G G


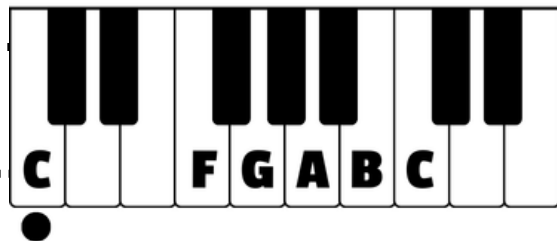
"Quack, quack, quack, quack."

G C' C' C' B B A G F


But only four little ducks came back.




Five Little Ducks




Five lit - tle ducks went out one day,




o - ver the hills and far a - way.



Mo-ther duck said: "Quack, quack, quack, quack". But



on - ly four lit - tle ducks came back.



Go Tell It On The Mountain



B B A G E D G

Go, tell it on the mountain,

AA A B A BABA G

over the hills and everywhere.

B B A G E D G G A A B G A G

Go, tell it on the mountain, that Jesus Christ is born.

G B D' D' E' D' B

While shepherds kept their watching

C D E F E D

over silent flocks by night,


G B D' D' E' D' D

behold throughout the heavens

G A A G E D

there shone a holy light.





Happy Birthday



G G A G C B

Happy birthday to you!

G G A G D C


Happy birthday to you!

G G G' E C B A


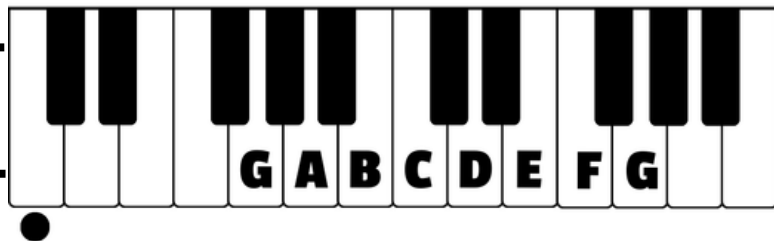
Happy birthday, dear [name]

F F E C D C


Happy birthday to you!



Happy Birthday




Hap-py birth-day to you! Hap-py



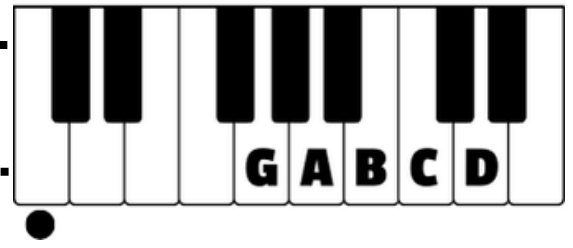
birth-day to you! Hap-py birth-day, dear



(Name)! Hap-py birth-day to you!



Hot Cross Buns



B A G B A G

Hot cross buns! Hot cross buns!

G G G G A A A A B A G

One a penny, two a penny, hot cross buns!

G A B C D D D C B A G




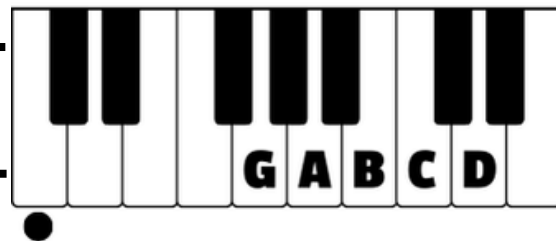
If you have no daughters, give them to your sons.

G G G G A A A A B A G

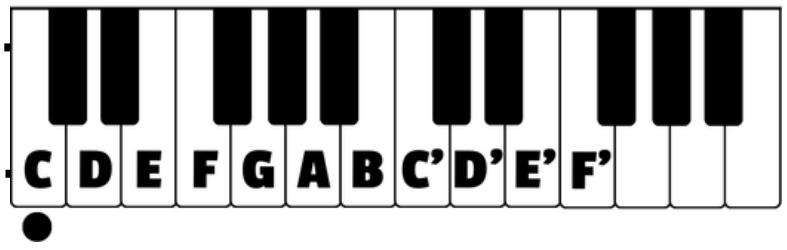
One a penny, two a penny, hot cross buns!



Hot Cross Buns



Humpty Dumpty



E G F A G A B C'

Humpty Dumpty sat on a wall,

E G F A G E C D


Humpty Dumpty had a great fall.

E E G G F F G G A B C'

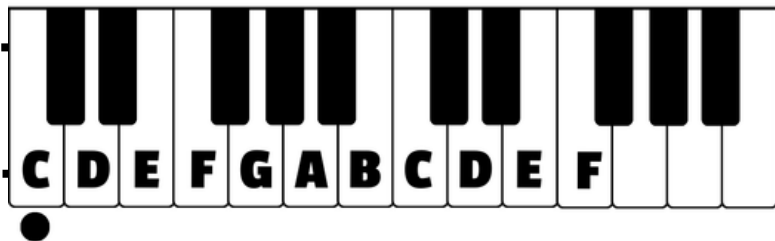
All the king's horses and all the king's men

E' E' C' F' F' E' D' C' B C'

couldn't put Humpty together again.



Humpty Dumpty



Hump - ty Dump - ty sat on a wall,




Hump - ty Dump - ty had a great fall.



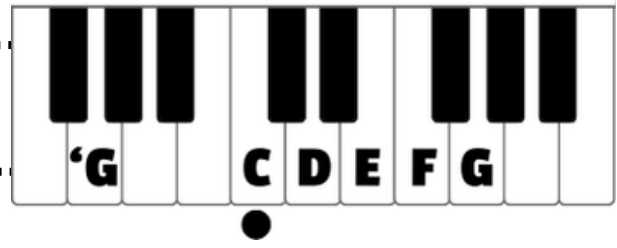
All the king's hors - es and all the king's men



could - n't put Hump - ty to - geth - er a - gain.



Itsy Bitsy Spider



C C C D E E E D C D E C

Itsy bitsy spider climbed up the waterspout.

E E F G G F E F G E

Down came the rain and washed the spider out.

C C D E E E D C D E C

Out came the sunshine and dried up all the rain.

'G 'G C C C D E E E D

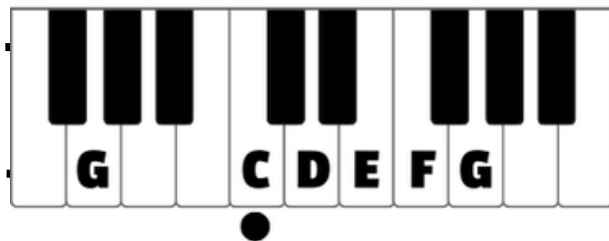
And the itsy bitsy spider climbed up

C D E C

the spout again.



Itsy Bitsy Spider



It - sy bit - sy spi - der climbed up the wat - er spout.



Down came the rain and washed the spi - der out.



Out came the sun - shine and dried up all the rain. And the



it - sy bit - sy spi - der climbed up the spout a - gain.



Jingle Bells 1/2



G E D C G G G E D C A

Dashing through the snow in a one horse open sleigh,

A F E D B G' G' F D E

o'er the fields we go, laughing all the way.

G E D C G G E D C A

Bells on bobtail ring, making spirits bright.

A A F E D G' G' G' G' A' G' F D C

What fun it is to ride and sing a sleighing song tonight.



Jingle Bells 2/2



E E E E E E G' C D E

Jingle bells, jingle bells, jingle all the way!

F F F F F E E E E D D E D G' G'

Oh, what fun it is to ride in a one horse open sleigh!

E E E E E E E G' C D E

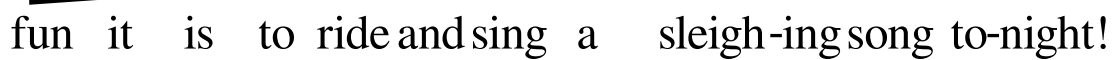

Jingle bells, jingle bells, jingle all the way!

F F F F F E E E E G' G' F D C



Oh, what fun it is to ride in a one horse open sleigh!



A diagram of a piano keyboard showing the notes G, A, B, C, D, E, F, G, A. The notes are labeled below the corresponding white keys. The first G is on the second line of the treble clef, and the second G is on the first line. The notes A, B, C, D, E, F, G, and A are on the second, third, fourth, fifth, sixth, seventh, eighth, and ninth lines respectively.



Jingle Bells 2/2



Joy To The World



C' B A G F E D C

Joy to the world, the Lord is come!

G A A B B C'

Let earth receive her King!

C' C' B A G G F E C' C' B A G G F E

Let every heart prepare Him room,

E E E E F G F E D D D D E F

and heav'n and nature sing, and heav'n and nature sing,

E D C C' A G F E F E D C

and heav'n, and heav'n and nature sing.



Joy To The World



Joy to the world, the Lord is come! Let




earth re - ceive her King! Let



ev - ery heart pre - pare Him room, and



heav'n and na - ture sing, and heav'n and na - ture sing, and



hea - v'n, and heav'n and na - ture sing.



London Bridge Is Fallin Down



G A G F E F G

London bridge is falling down,

D E F E F G


falling down, falling down.

G A G F E F G






London bridge is falling down,

D G E C

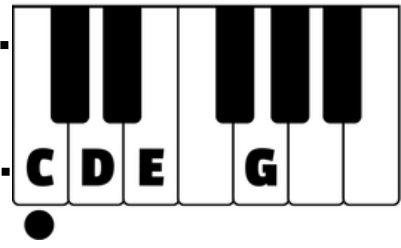
my fair lady.



London Bridge Is Fallin Down



Mary Had A Little Lamb



E D C D E E E D D D E G G

Mary had a little lamb, little lamb, little lamb.

E D C D E E E E D D E D C


Mary had a little lamb whose fleece was white as snow.

D E D C D E E E D D D E G G

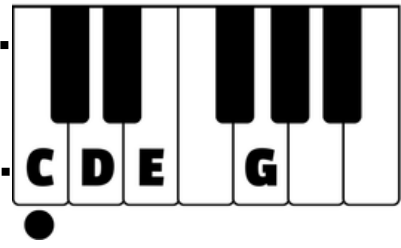
And everywhere that Mary went, Mary went, Mary went,

E D C D E E E E D D E D C


everywhere that Mary went the lamb was sure to go.



Mary Had A Little Lamb



Ma - ry had a lit - tle lamb, lit - tle lamb,



lit - tle lamb. Ma-ry had a lit - tle lamb whose fleece was white as



snow. Eve-ry-where that Ma-ry went, Ma-ry went, Ma-ry went,



eve - ry-where that Ma - ry went, the lamb was sure to go.



O Christmas Tree



G C C C D E E E

O Christmas tree, O Christmas tree,

E D E F B D C

how lovely are your branches!

G' G' E A G' G' F F

Not only green in summer's heat,

F F D G' F F E E


but also winter's snow and sleet.

G C C C D E E E

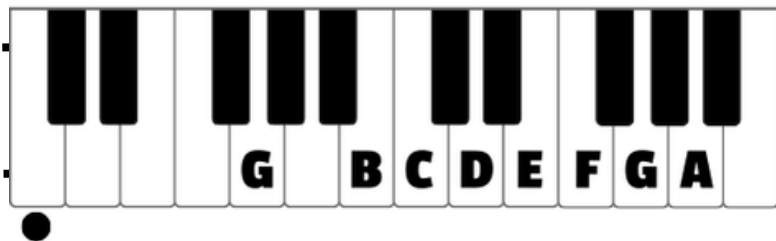
O Christmas tree, O Christmas tree,

E D E F B D C

how lovely are your branches!




O Christmas Tree



O Christ-mas tree, o Christ-mas tree how love-ly are your




branch-es. Not on-ly green in sum-mer's-heat, but



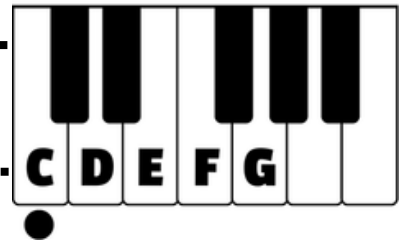
al-so win-ter's snow and sleet. O Christ-mas tree, o



Christ-mas tree how love-ly are your branch-es.



Ode To Joy




E E F G G F E D C C D E E D D



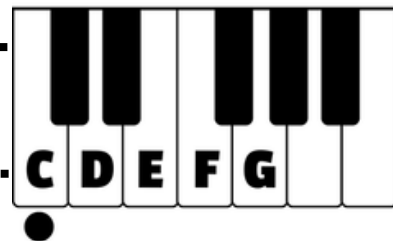
E E F G G F E D C C D E D C C

D D E C D F E C D F E D C D G

E E F G G F E D C C D E D C C



Ode To Joy



Old MacDonald Had A Farm



G G G D E E D B B A A G

Old MacDonald had a farm. E – I – E – I – O.

D G G G D E E D B B A A G

And on this farm he had some chicks. E – I – E – I – O.

D D G G G D D G G G


With a moo-moo here, and a moo-moo there,

G G G G G G G G G G G G



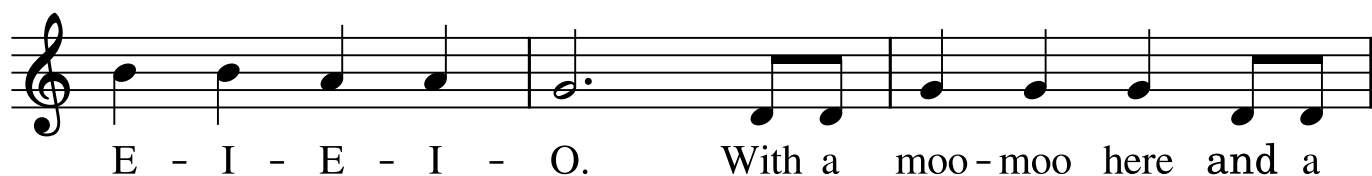


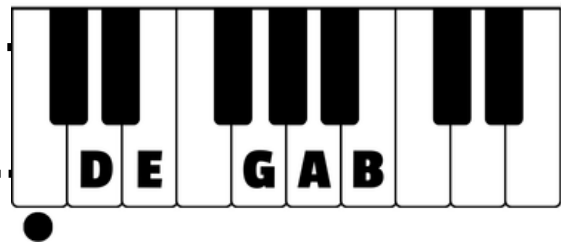
here a moo, there a moo, everywhere a moo-moo.

G G G D E E D B B A A G

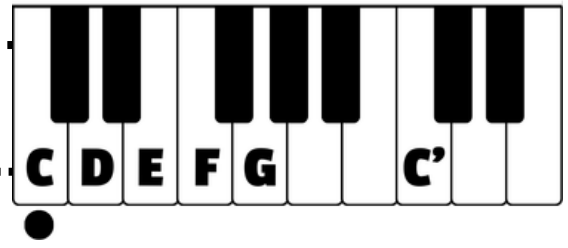
Old MacDonald had a farm. E – I – E – I – O.



Old MacDonald Had A Farm



Row, Row, Row Your Boat



C C C D E

Row, row, row your boat

E D E F G

gently down the stream.

C' C' C' G G G E E E C C C





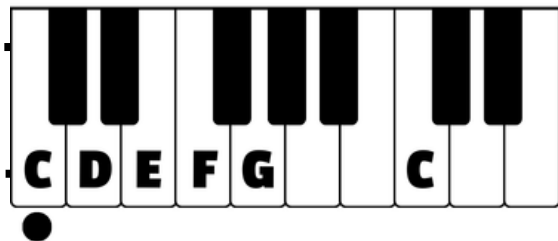
Merrily, merrily, merrily, merrily

G F E D C

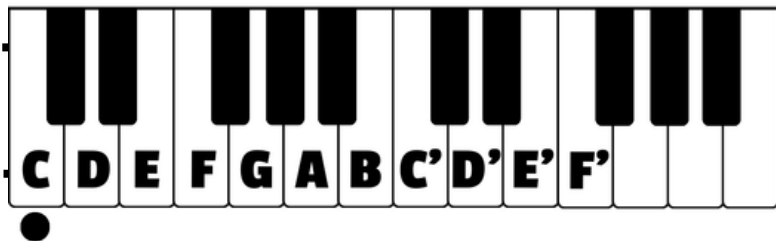
life is but a dream.



Row, Row, Row Your Boat



Silent Night



G A G E G A G E D' D' B C' C' G

Silent night, holy night! All is calm, all is bright

A A C' B A G A G E

round yon virgin, mother and child!

A A C' B A G A G E

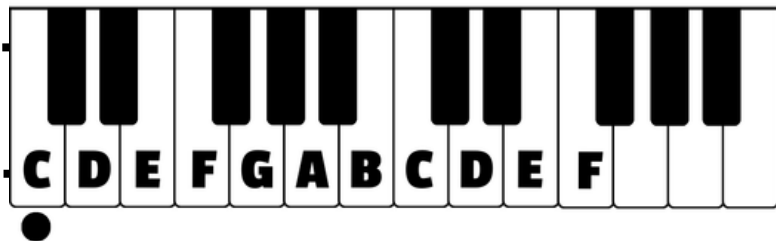
Holy infant, so tender and mild,

D' D' F' D' B C' E' C' G E G F D C

sleep in heavenly peace! Sleep in heavenly peace!



Silent Night




Si - lent night, ho - ly night! All - is calm,



all is bright round yon vir - gin, moth-er and child!



Ho - ly in - fant, so ten - der and mild, sleep in heav - en - ly



peace! Sleep in heav - en - ly peace!



Twinkle, Twinkle, Little Star



C C G G A A G

Twinkle, twinkle, little star

F F E E D D C

how I wonder what you are

G G F F E E D

up above the world so high

G G F F E E D

like a diamond in the sky.

C C G G A A G

Twinkle, twinkle, little star

F F E E D D C

how I wonder what you are.



Twinkle, Twinkle, Little Star



Twin-kle, twin-kle, lit - tle star, how I won-der



what you are, up a - bove the world so high



like a dia-mond in the sky. Twin-kle, twin-kle



lit - tle star, how I won-der what you are.



Three Blind Mice



E D C E D C G F F E

Three blind mice, three blind mice. See how they run.

G F F E G C C B A B C G G

See how they run. They all ran after the farmer's wife,

G C C C B A B C G G

who cut off their tails with a carving knife.

G G C C B A B C G G G

Did you ever see such a sight in your life,

F E D C

as three blind mice?



Three Blind Mice



Three blind mice, three blind mice. See how they run.




See how they run. They all ran af-ter the far-mer's wife, who



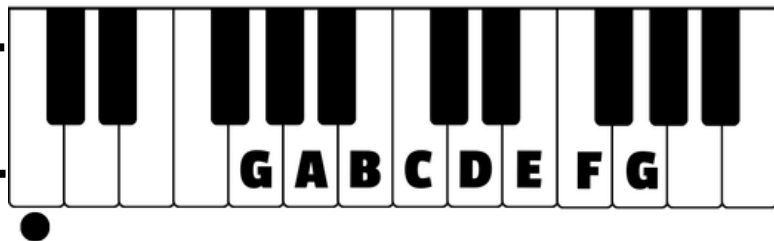
cut off their tails with a car-ving knife. Did you e - ver see such a



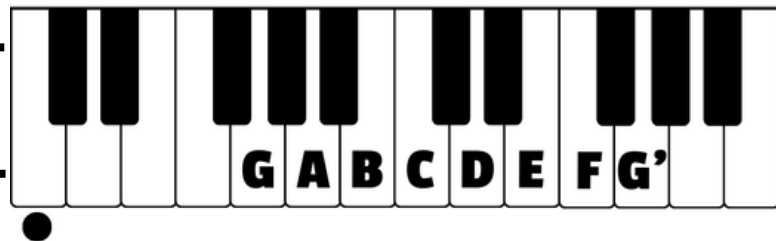
sight in your life, as three blind mice?



We Wish You A Merry Christmas



We Wish You A Merry Christmas



G C C D C B A A

We wish you a merry Christmas,

A D D E D C B G

we wish you a merry Christmas,

G E E F E D C A G G A D B C

we wish you a merry Christmas, and a happy New Year!

G C C C B B C B A G

Good tidings we bring to you and your kin;

D E D D C C G' G G G A D B C

we wish you a merry Christmas, and a happy New Year!



Wheels On The Bus



G C C C C E G' E C

The wheels on the bus go round and round,

D B G G' E C


round and round, round and round.

G C C C C E G' E C

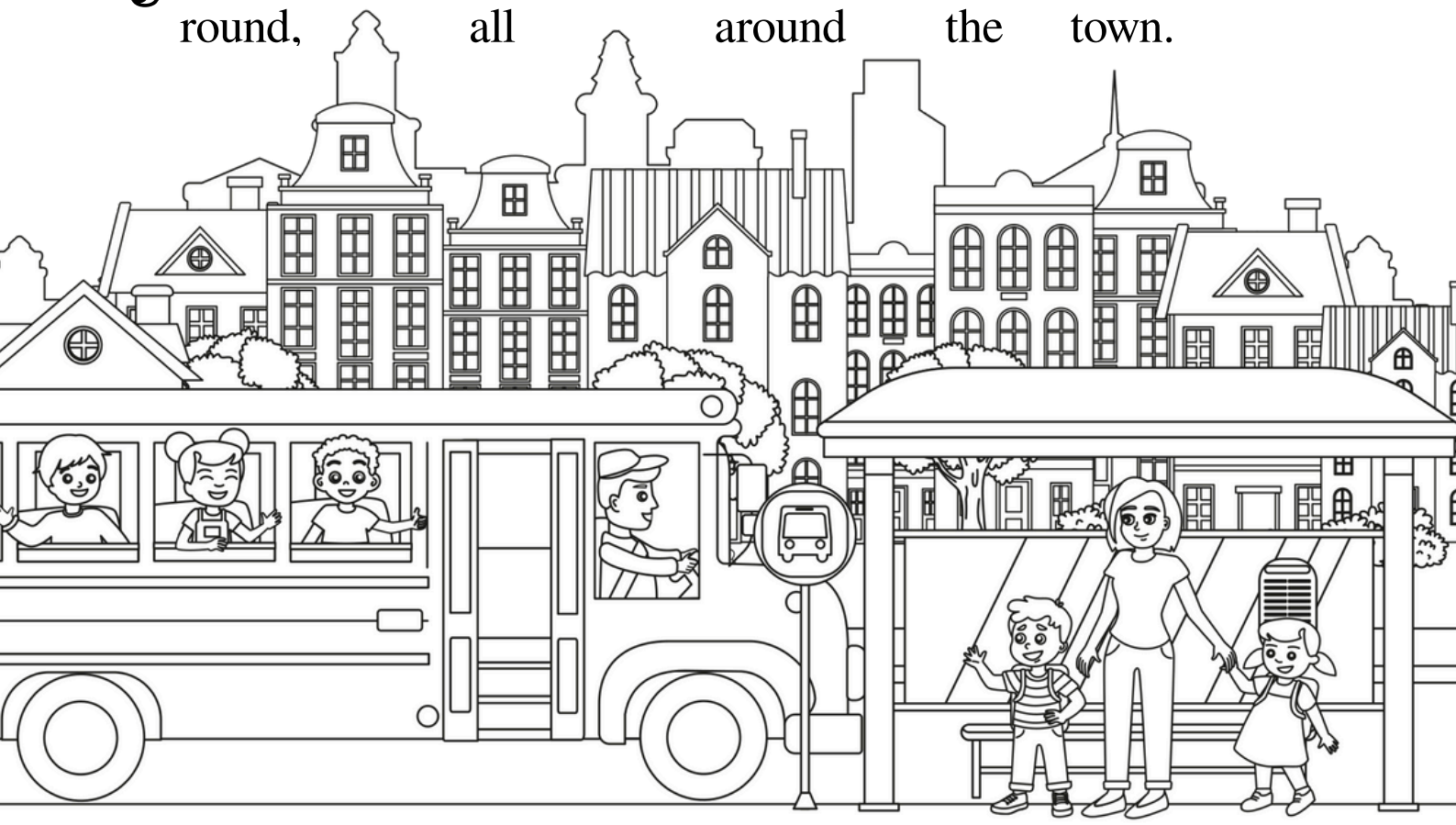



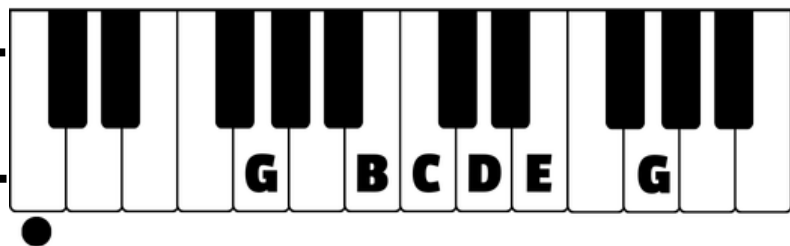
The wheels on the bus go round and round,

D G G C

all around the town.



Wheels On The Bus



Yankee Doodle



C C D E' C E' D G C C D E' C B

Yankee Doodle went to town a-riding on a pony,

C C D E' F' E' D C B G A B C C

stuck a feather in his cap and called it macaroni.

A B A G A B C G A A F E G


Yankee Doodle keep it up, Yankee Doodle dandy,

A B A G A B C


mind the music and the step,

A G C B D C C

and with the girls be handy.



Yankee Doodle



Yan-kee Doo-dle went to town, a - rid-ing on a po - ny,



stuck a feath-er in his cap and called it mac-a - ron - i.



Yan-kee Doo-dle keep it up, Yan-kee Doo-dle dan - dy,



mind the mu-sic and the step, and with the girls be han - dy!

