



## EASY PIANO SONGS

---

## FOR KIDS

## How to Use the Book

## Piano Key Labels

## Piano Notes Chart

### Songs:

1. Brother John
2. Row, Row, Row your Boat
3. Mary had a Little Lamb
4. The Wheels on the Bus
5. Happy Birthday to You
6. Five Little Ducks
7. Old MacDonald had a Farm
8. Twinkle, Twinkle, Little Star
9. The Alphabet Song
10. Baa, Baa, Black Sheep
11. Humpty Dumpty

**12. Silent Night**

**BONUS**

# HOW TO USE THE BOOK

Hey, thanks for purchasing one of our ebook! Every purchase helps us keeping our site running and creating more valuable content for children!

Our **approach** is to design music education support that are as simple as possible so that young children can follow them as well as much fun as possible so that the little ones also get excited and stay motivated!

This ebook is equally made for teachers and parents. **Teachers** can use it as a songbook or single pages as worksheets during piano lessons. **Parents** can use the book to support their kids while they are learning how to play the piano or they can use it themselves to learn and play the favorite nursery rhymes for their kids!

In this ebook you find different well-known nursery rhymes. For each one you have two **worksheets**: the sheet music and the lyrics with the piano letter notes.

So depending on your teaching method and your students, you can choose which one is the right one for you!

The lyrics with the piano letter notes are easier to read for young beginners since it doesn't require a deep understanding of music theory.

# HOW TO USE THE BOOK

You have received three different copies of the ebook to give you more flexibility how you want to use it. Each copy follows a different purpose:

## **1. Version: Colored Notes and Illustrations**

This version is best when you want to have some very appealing worksheets. The colored notes help students to better identify the notes on the piano and the colored illustration sets a fun frame of the song.

## **2. Version: Colored Notes and Black and White Illustration**

This version is also best when you want to support your students with colored notes in order to better find them on the piano. But in the version the illustrations are black and white so that children can color them out.

## **3. Version: Black Notes and Black and White Illustration**

This version is best when you don't have the possibility to print the worksheets in color.



# HOW TO USE THE BOOK

Colored notes make it easier to identify and differentiate notes quickly. It's a visual support that can help beginners associate specific colors. If you are using the worksheets with the colored notes, you may also want to use the piano labels or the piano notes charts.

The **piano notes chart** is a quick reference to find out which piano keys has to played for which note. Students can can put it over their piano keyboard or on the wall to use it while playing.

You can also label the piano keys with the **colored piano letter labels**. You need to cut them out and attach them to your piano keys. This helps beginners identify notes even quicker and making it easier to learn and play music for young children.


We have also published a **Christmas songbook** with all times classics like Jingle Bells, Silent Night, Deck the Halls and many more. We include for a limited time one of the Christmas song already in this ebook as a bonus for free. If you are interested in playing and teaching Christmas songs on the piano, check out the songbook on [KidsPlayMusic.com](https://www.KidsPlayMusic.com)

Use the coupon code **CHRISTMAS20** to get 20% for the songbook on our site!

# PIANO KEY LABELS

Cut out the color templates in the right size for your piano. Now stick the individual color stencils onto the respective piano key using a piece of adhesive tape. Use the piano notes chart to know which label goes on which piano key!

## Standard Size Piano Key Labels:



# PIANO KEY LABELS

## Medium Size Piano Key Labels:



A 7x7 grid of colored squares. The colors are red, orange, yellow, green, blue, purple, and pink, arranged in a repeating pattern. The letters C, D, E, F, G, A, and B are written in white on the squares, also in a repeating pattern. The grid is divided into seven columns and seven rows. The first column contains the letter C, the second D, the third E, the fourth F, the fifth G, the sixth A, and the seventh B. This pattern repeats for all seven rows.

### Small Size Piano Key Labels:

[illegible]



## Treble Clef



## Bass Clef



# Brother John



C D E C C D E C

Are you sleeping? Are you sleeping?

E F G E F G

Brother John, Brother John,

G A G F E C G A G F E C





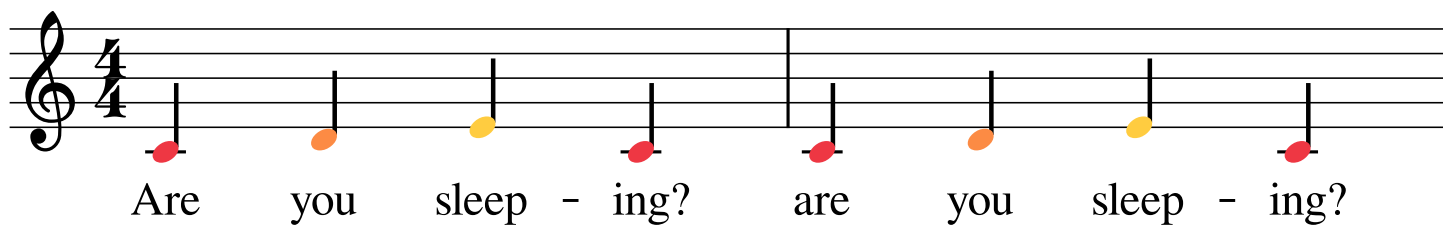
Morning bells are ringing! Morning bells are ringing!

C 'G C C 'G C

Ding, dang, dong! Ding, dang, dong!



# Brother John



# Row, Row, Row your Boat



**C C C D E**

Row, row, row your boat

**E D E F G**

gently down the stream.

**C' C' C' G G G E E E C C C**

Merrily, merrily, merrily, merrily

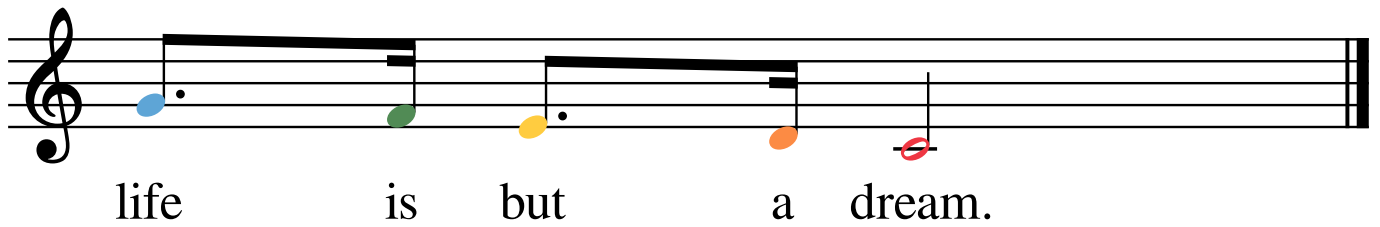

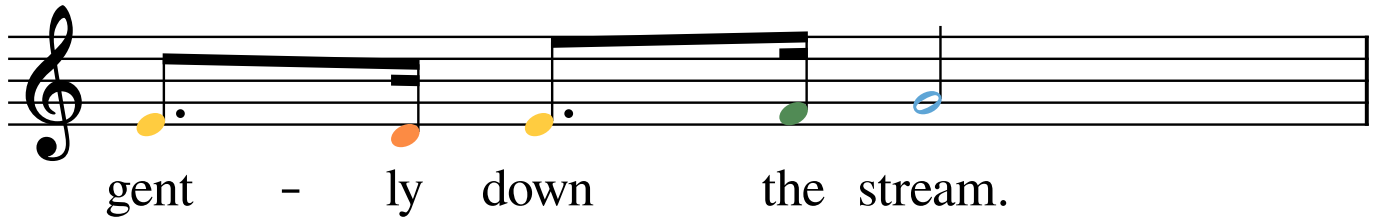

**G F E D C**

life is but a dream.





# Row, Row, Row your Boat



# Mary had a Little Lamb



E D C D E E E D D D E G G

Mary had a little lamb, little lamb, little lamb.

E D C D E E E E D D E D C

Mary had a little lamb whose fleece was white as snow.

D E D C D E E E D D D E G G

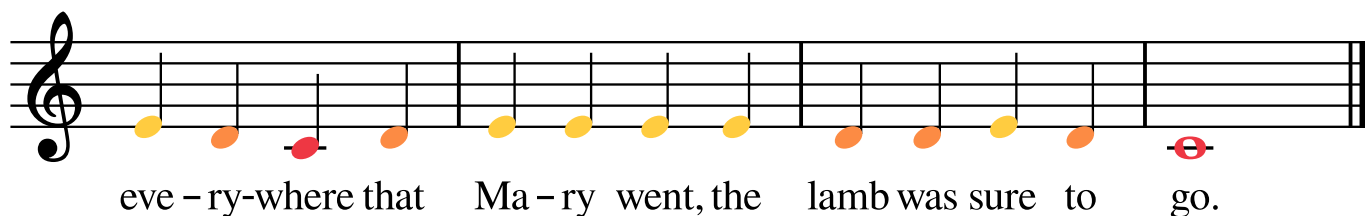
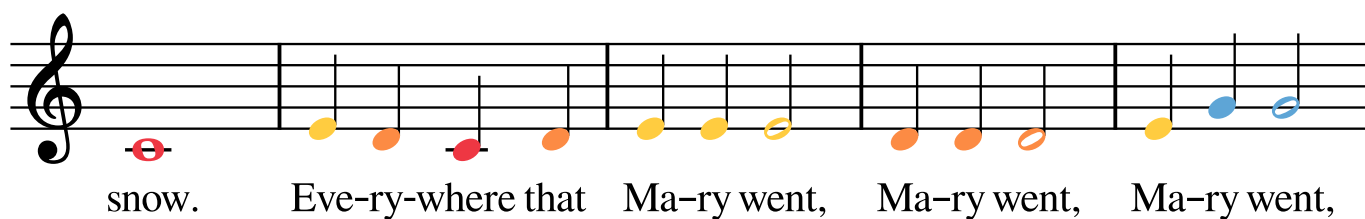


And everywhere that Mary went, Mary went, Mary went,

E D C D E E E E D D E D C

everywhere that Mary went the lamb was sure to go.



# Mary had a Little Lamb



# The Wheels on the Bus



G C C C C E G' E C

The wheels on the bus go round and round,

D B G G' E C

round and round, round and round.

G C C C C E G' E C





The wheels on the bus go round and round,

D G G C

all around the town.



# The Wheels on the Bus





# Happy Birthday to You



G G A G C B

Happy birthday to you!

G G A G D C

Happy birthday to you!

G G G' E C B A

Happy birthday, dear [name]

F F E C D C

Happy birthday to you!



# Happy Birthday to You





# Five Little Ducks



**A 'C 'C 'C A A G G**

Five little ducks went out one day,

**G 'C 'C 'C G G F F**

over the hills and far away.

**A A 'C 'C**


Mother duck said:

**A A G G**


"Quack, quack, quack, quack."

**G C C C B B A G F**

But only four little ducks came back.




# Five Little Ducks




Five lit - tle ducks went out one day,




o - ver the hills and far a - way.



Mo-ther duck said: "Quack, quack, quack, quack". But



on - ly four lit - tle ducks came back.



# Old MacDonald had a Farm



G G G D E E D B B A A G

Old MacDonald had a farm. E – I – E – I – O.

D G G G D E E D B B A A G

And on this farm he had some chicks. E – I – E – I – O.

D D G G G D D G G G

With a moo-moo here, and a moo-moo there,

G G G G G G G G G G

here a moo, there a moo, everywhere a moo-moo.

G G G D E E D B B A A G

Old MacDonald had a farm. E – I – E – I – O.



# Old MacDonald Had A Farm



Old Mac Do - nald had a farm, E - I E - I -

O. And on this farm he had a cow,

E - I - E - I - O. With a moo-moo here and a

moo-moo there, here a moo, there a moo, ev-ery-where a moo-moo.

Old Mac Do-nald had a farm, E - I E - I - O.



# Twinkle, Twinkle, Little Star



**C C G G A A G**

Twinkle, twinkle, little star

**F F E E D D C**

how I wonder what you are

**G G F F E E D**

up above the world so high

**G G F F E E D**

like a diamond in the sky.

**C C G G A A G**

Twinkle, twinkle, little star


**F F E E D D C**

how I wonder what you are.






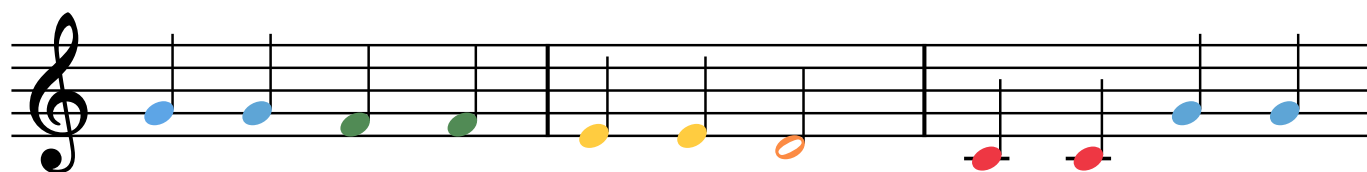
# Twinkle, Twinkle, Little Star




Twin-kle, twin-kle, lit - tle star, how I won-der



what you are, up a - bove the world so high



like a dia-mond in the sky. Twin-kle, twin-kle



lit - tle star, how I won-der what you are.



# The Alphabet Song



C C G G A A G

A B C D E F G

F F E E D D D D C

H I J K L M N O P

G G F E E D G F E E D

Q R S T U V W X Y and Z.

C C G G A A G

Now I know my A B Cs.


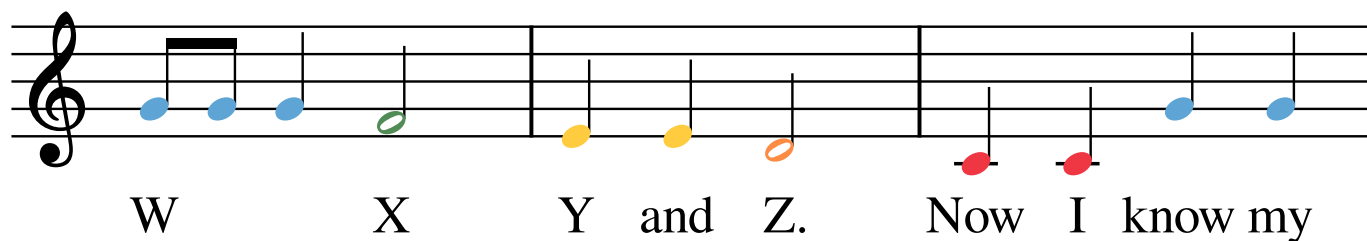


F F E E D D C

Next time won't you sing with me?





# The Alphabet Song



# Baa, Baa, Black Sheep



**G G D D E E EE D**

Baa, baa, black sheep, have you any wool?

**C C B B A A G**

Yes, sir, yes, sir, three bags full.

**D D D C C B B B A**

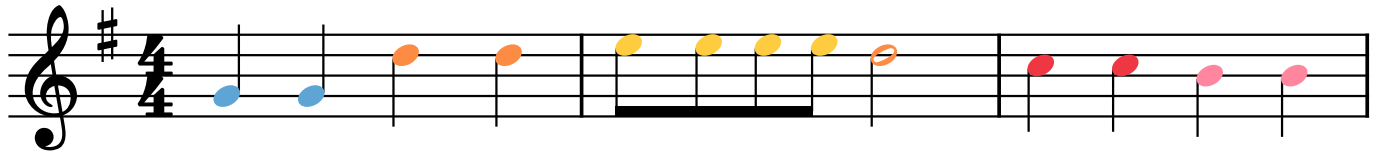
One for my master, one for my dame,

**G D D D C C C C B B B A**


and one for the little boy who lives down the lane.




# Baa, Baa, Black Sheep




Baa, baa, black sheep, have you an - y wool? Yes sir, yes sir



three bags full. One for the mas - ter, one for the dame,



one for the lit-tle boy who lives down the lane. Baa, baa, black sheep,



have you an - y wool? Yes sir, yes sir, three bags full.



# Humpty Dumpty



E G F A G A B C'

Humpty Dumpty sat on a wall,

E G F A G E C D

Humpty Dumpty had a great fall.

E E G F F G G A B C'

All the king's horses and all the king's men

E' E' C' F' F' E' D' C' B C'

couldn't put Humpty together again.





# Humpty Dumpty

